




# Statement of Accounts 2021/2022



# Table of Contents

Introduction by Executive Director of Finance .....	3
Certificate of the Statement of Accounts .....	4
Narrative report.....	5
Statement of Responsibilities for the Statement of Accounts.....	28
Comprehensive Income and Expenditure Statement .....	36
Movement in Reserves Statement .....	37
Balance Sheet .....	39
Cash Flow Statement.....	40
Index for the Notes to the Core Financial Statements .....	41
Notes to the Core Financial Statements.....	42
Housing Revenue Account .....	126
The Collection Fund .....	132
The Group Accounts .....	134
Glossary of Terms .....	150

## **Introduction by Executive Director of Finance**

I am pleased to introduce our financial accounts for 2021/22. The purpose of these accounts is to present a true and fair view of the financial results of our activities for the year and the value of our assets and liabilities at the end of the year. The statement of Accounts have been prepared in accordance with the Chartered Institute of Public Finance and Accountancy (CIPFA) Code of Practice on Local Authority Accounting in the United Kingdom. The Statement of Accounts play a vital role in providing Bury residents, Council Members and other interested parties with an understanding of the Council's financial position, providing assurance that public resources have been used and accounted for in an appropriate manner. It aims to ensure the readers of the Statement of Accounts can:

- Understand the overarching financial position of the Council and the 2021/22 financial out-turn;
- Have confidence that public money with which the Council has been entrusted has been used and accounted for appropriately, and;
- Be assured of the robustness of the council's financial standing.

The Council's Statement of Accounts is presented as simply and clearly as possible. However, the accounts for such a large and diverse organisation are by their nature both technical and complex. To assist in this, a narrative report has been produced.

This narrative report is set out in five parts. The first part provides some key information on what the Council does, how it does it and its plans for the future. The second part provides further detail on how we plan to resource the Council's activities. This section also considers the factors in the external environment that influence our decisions and highlights some of the key risks that we have identified to our priorities.

The third part summarises our financial and other performance in 2021/22 and our effectiveness in the use of our resources and the fourth part describes our outlook ahead and into the new financial year. It includes some of the key pressures facing the Council over the next few years and the changes taking place in the Council to respond to those challenges. Finally, this report sets out how the Financial Accounts for 2021/22 are prepared and set out.

**Sam Evans**

**Executive Director of Finance and S151 Officer**

# **Certificate of the Statement of Accounts**

I certify that the Statement of Accounts presents a true and fair view of the financial position of Bury Council at 31 March 2022, and its income and expenditure for the year ended 31 March 2022.

**Sam Evans**

**Executive Director of Finance and S151 Officer**

**XX XXXX, 2022**

## **Approval of Accounts**

In accordance with the Accounts and Audit Regulations 2015, I certify that the Statement of Accounts for the financial year ended 31 March 2022, was approved under delegated powers as agreed by the Audit Committee at the meeting held on xx xxxxx, 2022.

**Councillor Mary Whitby**

**Chair of Audit Committee**

**xx xxxxxx, 2022**

# Narrative report

## Introduction to Bury

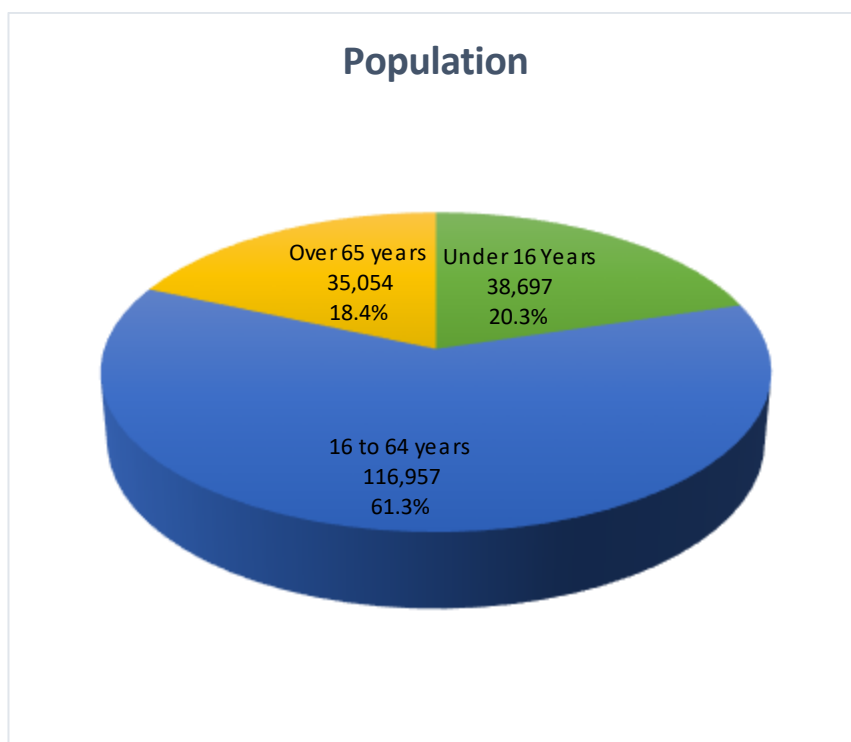
Bury Council is one of ten local authorities in the Greater Manchester region. Bury is a place of independent shops, good schools, thriving businesses and strong communities making it a place where people want to live, work and spend their leisure time.

Like many other authorities across the country the Council faces significant financial challenges whilst operating in an environment that is uncertain and volatile. Despite this the Council recognises the need to transform itself and ensure it is a sustainable organisation fit for the future. The Council's Medium Term Financial Strategy has been updated to reflect the Council's priorities and to take account of the financial challenges, opportunities and risks both now and in the future.

## Key Facts

### Population

The Office for National Statistics (ONS) 2020 mid-year population estimate report Bury's total population as 190,708. The age profile of the population is shown below.



The working age population (age 16 to 64) as a proportion of the population is slightly lower than the regional and national averages, whilst those over 65 also represent a lower percentage of the population than regional and national averages. Over 85's represent 2.3% of the population compared to 2.5% nationally. Under 16s are higher than regional and national averages.

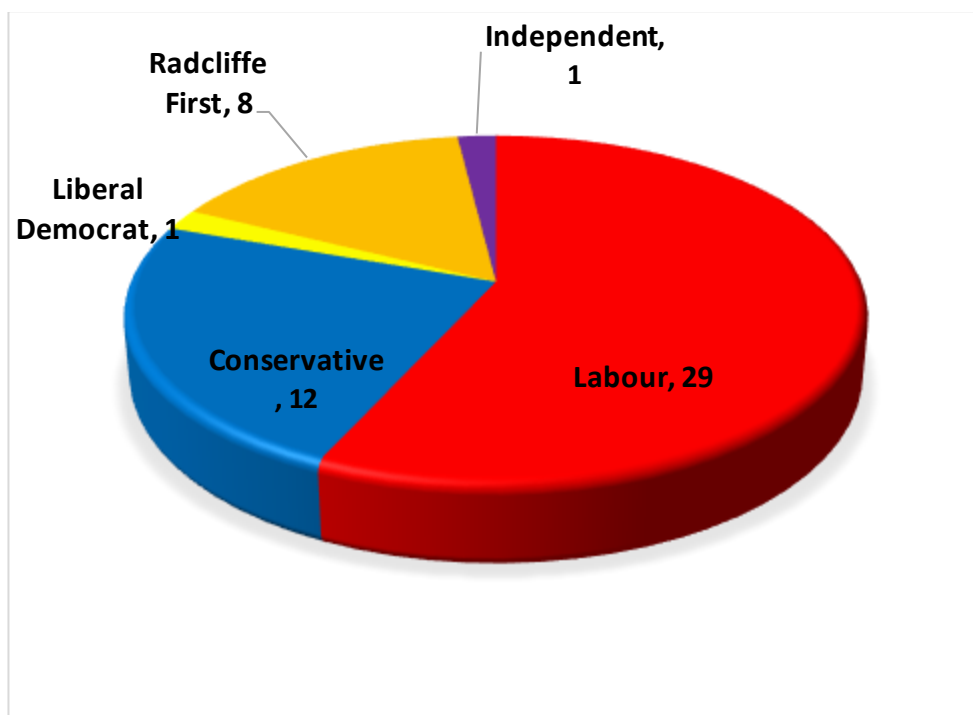
The population is expected to increase to 207,091 by 2043. There is expected to be a high increase in those residents aged 80 and over from 8,800 in 2018 to 14,935 in 2043, with resulting increases in demand for health and social care services.

## Local Economy

Bury's economy is strong and delivers good employment to its residents. Bury's employment levels were expected to increase over the medium to long term. Strong links with the business communities and support through the council are in place to ensure that employment levels are maintained.

## Political Structure

Bury is made up of 17 wards with 3 Councillors representing each ward giving an overall total of 51 members. During 2021/22 the political make-up of the Council was:



## The Cabinet

The Cabinet is the main decision making body of the Council and is responsible for the strategic management of Council services. The Council in 2021/22 consisted of a Leader and 8 Cabinet Member Councillors each of whom hold a Cabinet Member portfolio. These were as follows:

- Leader and Cabinet Member for Finance and Growth
- Deputy Leader and Cabinet Member for Children, Young People and Skills
- First Deputy and Cabinet Member for Health and Wellbeing
- Cabinet Member for Corporate Affairs and HR
- Cabinet Member for Environment, Climate Change and Operations
- Cabinet Member for Communities

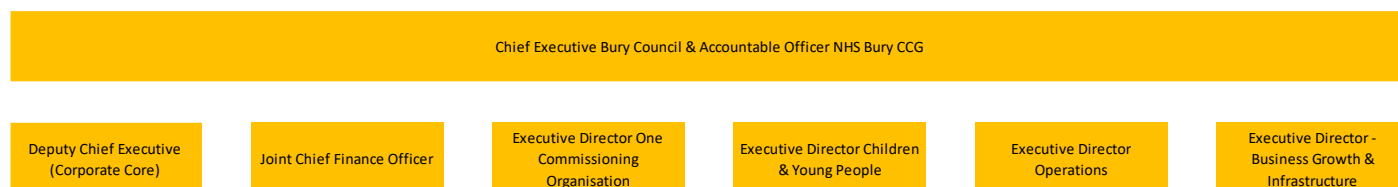
- Cabinet Member for Culture and The Economy
- Cabinet Member for Housing Services

Cabinet members are also held to account through the following Overview and Scrutiny Committees.

## Corporate Executive Team Structure

The Council's Executive Team provides leadership to the Council and supports the work of Councillors. During the year, the Council's Chief Executive was supported by a Deputy Chief Executive and 4 Executive Directors – One Commissioning Organisation, Children and Young People, Operations and Business, Growth and Infrastructure. The Council's Executive Director of Finance also supports the wider Council/CCG and is employed in the capacity of a joint role. In recognition of the wider integration with Bury CCG, the Chief Executive is also supported by an Executive Team of the CCG who work together with the Council's Executive Team. In carrying out their roles, the Executive Team support the Council in:

1. Developing the Council's strategies
2. Identifying and planning resources
3. Delivering Council plans
4. Reviewing the Council's performance and effectiveness in delivering services to residents across the borough



## Council Employees

At the start of 2021, the Council, excluding staff directly employed by schools, employed 1,925 full time equivalents and this had decreased to 1858 full time equivalents by the end of the financial year. The reduction is part of a response to delivering savings through more efficient ways of working and integrated working. Investing in our staff and ensuring they have the right skills and knowledge to support effective and efficient delivery is a priority and will continue to be so as the Council continues to transform in 2021/22 and future years. The Council aims to build a resilient and flexible workforce that is able to deliver the Council's plans and meet the changing needs of the organization. The Council aims to have the right people, with the right skills and the right tools in place to do their job across the whole of The Council. The partnership with the NHS is a key enabler for the Council and the ability to integrate and work alongside our partners is key.

## **Council Plan**

In 2021/22 the Council continued to lead the Team Bury partnership to deliver the ten-year vision and strategy for the borough of Bury: "to be a place which stands out as achieving faster economic growth than the national average, with lower than national average levels of deprivation". Underpinning this ambition are seven core outcome measures:

1. Improved quality of life
2. Improved early years development
3. Improved educational attainment
4. Increased adult skill levels and employability
5. Inclusive economic growth
6. Carbon neutrality by 2038
7. Improved digital connectivity

The strategy to achieve this vision is for public services to secure a very different relationship with residents, where people are more self-reliant within their networks and empowered to take greater responsibility for themselves and control over resources.

Meeting this ambition will require a high performing council that gets its basics right; creates a culture of community collaboration and enables self-reliance through the conditions of economic growth and quality of statutory services. Included within the strategy is a recognition of the need for a programme of transformation to develop these capabilities.

A new performance management framework has also been developed against which progress can be monitored. Updates on progress are now being presented quarterly to Cabinet and will continue to do so into 2022/23 and beyond.

## **Impact of Covid**

The continuing impact of the Covid pandemic was significant during the year. Priorities for the Council changed throughout the year as the Council responded to new and emerging issues. Enhanced management arrangements were quickly established at the start of the pandemic and remained in place throughout part of 2021/22.

During the pandemic to ensure the Council was able to respond quickly, existing resources from services that were unable to operate were redeployed to priority areas including newly established Community Hubs that provided a central point of contact to those most vulnerable within the borough. To a lesser extent staff were redeployed to support key roles in 2021/22, for example payment of grants to businesses affected by the lockdowns. Business continuity arrangements became a key focus to ensure that the most critical of services could continue to operate.

As well as dealing with the impact of the pandemic, the Council also had to support new requirements placed on them by Government, in particular support for businesses that were closed or impacted financially by the pandemic.

To support Councils with additional financial pressures, the government made available grants some of which were un-ringfenced and others that were targeted to specific initiatives. Updates on the grants and how these have been utilised have been reported throughout the year as part of the Council's financial monitoring arrangements and also to the Overview and Scrutiny Finance and Performance Sub Committee.



The Council submitted regular returns to the Ministry of Health, Communities and Local Government (MHCLG) to monitor the financial impact of the pandemic. The key financial risks for the Council were, and continue to be, increased demand for services and also loss of income. Income loss in both 2020/21 and continuing into 2021/22 was substantial and included loss of income on fees and charges, reduced collection rates for council tax and business rates and loss of the airport dividend. It is likely that the impact of Covid will continue into future financial years and the Council's Medium Term Financial Strategy (MTFS) will be updated to ensure that any impact is fully reflected and that appropriate planning arrangements are put in place.

## **Greater Manchester Devolution and Partnership Working**

The Greater Manchester (GM) Devolution agreement with Government has provided the opportunity to better integrate policies and decision making at a local level. This has led to innovation and new models of local service delivery as well as better co-ordination of interventions to drive productivity growth. Most importantly, as highlighted by the GM Combined Authority, outcomes for residents across the city region have been improved. The GM Strategy has provided the vision and aims for the region, agreed between the public sector, businesses and the voluntary, community and social enterprise sector, and implemented through local and national Government working in partnership. This integration is vital for not only improving services but driving productivity and prosperity across Greater Manchester.

GM Devolution is continuing to shape a new way of working across the region on the important issues facing Greater Manchester. Bury is well placed to shape and benefit from these opportunities.

More broadly, The Council and local partners will need to continue to work closely on how we contribute and engage in ongoing devolution developments. The vision for the future of GM has been set through the Places for Everyone strategy, a new Transport Delivery plan, a Housing Vision and Infrastructure Framework.

## **Resourcing Our Activities**

The budget for 2021/22 was set around the Council's priorities and key deliverables. The creation of the £5.8m transformation fund in 2020/21 was in recognition of the fact that the Council needed to create some funding to support council wide transformation that would lead to cost reductions and efficiencies in the future. Work began in earnest in 2021/22 to start to deliver the transformational projects which will help Bury Council to become an organisation that is digitally enabled.

## **Revenue and Capital Spending expenditure**

We use our resources in two ways through revenue and capital spending. Broadly our revenue spending relates to income received in year and spending on items used in one year. Most of our salary costs are included in revenue expenditure. Our capital expenditure relates to items we have bought, created or improved and which will be used for more than one year.

Revenue allocations are made to services through a process which balances demand forecasts, inflation and other price increases, commitment to our statutory duties and the investment choices which the Council wishes to make to improve services or reduce costs.

By law we must set a balanced budget which ensure the Council meets not only its existing commitments but also remains on a firm footing for the future.

## Revenue Budget

Our revenue budget for the year was £171.851m and was set by Full Council in February 2021. Throughout the year, Cabinet has received reports on the Council's financial position and this has also been used to inform the development of the 2022/23 budget and the Medium Term Financial Strategy. Our revenue budget for the year was allocated over our Directorates and funded through our main sources of income including business rates, council tax and government grants:

Directorate	Budget	Actual Expenditure	Variance (Under)/Over Spend
	£m	£m	£m
Business, Growth and Infrastructure	3.593	3.680	0.087
Children, Young People and Culture	45.425	47.514	2.089
Corporate Core Services	14.166	13.393	(0.773)
Housing General Fund	0.705	1.312	0.607
Non-Service Specific	5.195	0.296	(4.899)
One Commissioning Organisation	81.260	80.194	(1.066)
Operations	21.507	21.295	(0.212)
Creation of Utilities Earmarked Reserve	0.000	1.500	1.500
Increase Children's Earmarked Reserve	0.000	0.500	0.500
Increase Smoothing Reserve	0.000	1.500	1.500
<b>TOTAL</b>	<b>171.851</b>	<b>171.185</b>	<b>(0.666)</b>

## Capital Resources

Capital Programme Original Budget 2021/22	2021/22 Actual £m	2022/23 Forecast £m
Capital Grants and Contributions	15.258	28.025
Receipts from the Sale of Assets	0.613	0.453
Direct Application of Revenue Resources	12.631	19.255
Borrowing (To be repaid from revenue resources) Includes slippage brought forward from previous years	17.234	99.012
<b>Total Capital Resources</b>	<b>45.736</b>	<b>146.745</b>

Our capital allocations are made in line with our Capital Strategy, which includes two key elements: capital maintenance works to ensure our assets continue to be fit for purpose and able to support the provision of services; and capital investment to create and develop new assets. Each element has a number of strands that ensure a clear focus on the

purpose of capital spending and the prioritisation of proposals, underpinned by specific service asset management strategies.

Allocations included in the maintenance programme meet one of the following three criteria:

- maintaining our assets to ensure services can continue to be delivered;
- statutory health and safety and other regulatory requirements;
- annual equipment and/or vehicle replacement programmes.
- Our capital spending power is the combination of external income which must be spent on capital (such as specific grants or contributions and the receipts from the sale of our assets) and the extent to which the Council is willing to meet the costs associated with borrowing money from its revenue resources.

Our annual maintenance programme includes allocations from the Government grants received for schools and highways maintenance plus revenue funding used for the replacement of vehicles, where this is more cost effective than leasing the vehicle. We also finance some maintenance from borrowing.

Investment schemes are, by their nature, not routine and so are only considered if they move the organisation towards the delivery of our outcomes. Where we have discretion in how to apply capital financing, we use a structured evaluation process that assesses:

- what we are trying to achieve for the Bury residents, businesses and visitors by investing in particular assets;
- the contribution of the new assets to the delivery of the corporate outcomes;
- the financial costs and benefits over the short, medium and long-term; and
- the risks inherent in the delivery of the scheme itself and the expected benefits, with a focus on better up-front planning and timetabling.

Investment schemes may be funded by any of the sources in the above table, and often a combination of these is used. It should be noted that included in the 2022/23 budgeted figures are £60.117m of schemes that have been brought forward from the 2021/22 financial year. When the capital programme for 2022/23 was set in February 2022, slippage of £57.734m was reflected in the programme. Since then, there has been further slippage of £2.383m that will be carried forward.

It should be noted that delivery of the capital programme was significantly impacted by the Covid pandemic. At some times during the year, works were unable to continue and when they were shortages of equipment and resources have impacted.

During 2021/22 the Council was successful with both of its submissions to receive £20m of levelling up funds. One for Radcliffe and one for the Bury market flexihall project.

There will be a significant review of the capital gateway and prioritisation process in 2022/23.

## **Savings and efficiencies**

Bury has delivered £93.107m in savings between 2010 and 2021, with a further £5.533m being delivered in 2021/22. The delivery of some of these continued to be impacted by Covid as in the previous year and, where possible, alternative efficiencies were

identified. All of the agreed savings targets remain in the budget for 2022/23 as it is considered that these are still achievable in the longer term. The Council recognises the need for savings plans to be delivered, and the Council has previously worked with external advisors to test assumptions and deliverability of savings options for future years. Since then, project management capacity has been increased and a programme that supports and monitors the delivery and deliverability of savings is in place. This embedded support will continue into future years.

## **Reserves**

Reserves are resources we have accumulated over time and set aside for a particular purpose as part of an integrated approach to the successful financial management of the authority over the short, medium and long term. We hold reserves to:

- ensure future events outside of our control do not undermine the authority's overall financial position or impact on service delivery;
- plan for the effective use of resources over time for a specific purpose;
- ensure we meet funding conditions (set either by an external funding body or a specific decision of Members) in our use of any available resources;
- retain any other accumulated underspends prior to decisions on their use.

Our budget is set to include anticipated levels of reserves added or drawn down in the year; these plans may change as the year progresses to react to emerging pressures or other events and are approved in our quarterly monitoring process.

Some reserves are held at a corporate level to support overarching risks and strategies. The level of general reserves is consistent with the overall financial environment and the key financial risks faced by the Council. These risks are assessed at least annually and take account of circumstances at the time of assessment as well as trends into the future.

As part of the year end review with the Executive team, the consolidation of some reserves that were no longer needed was agreed to create a capacity reserve to support the delivery of the savings programme and ensure that the collective benefit could be maximised and that a more strategic approach could be put in place. Further additions were also made to the children's reserve created during 2021/22 and a smoothing reserve created as part of the 2022/23 budget setting. A reserve was also created to support the rising costs of energy if they could not be contained through other measures.

The Council has previously reported a deficit on the Dedicated Schools Grant Reserve. This deficit has increased annually largely as a result of increased demand for out of borough placements for children with Special Educational Needs (SEN) and an increase in Education, Health and Care Plans. During the year, the department for education (DfE) continued to work with Bury as part of Project Safety Valve, in the period of the plan to reduce the deficit and recover the deficit over a defined period of time.

Regular monitoring is in place with the DfE to ensure that plans are being delivered and to highlight any variances.

The table below sets out the position on General Fund and Earmarked Reserves at the end of 2021/22.

<b>Analysis of Reserves as at 31 March 2022</b>	
<b>Reserve</b>	<b>£m</b>
General Fund Reserve	23.816
Directorate Risk Reserves	9.257
Volatility and Fiscal Risk	36.990
<b>Total Management of Risk Reserves</b>	<b>70.063</b>
COVID-19 Related Grants	4.691
Corporate Priorities	19.854
External Funding/Grants	19.427
Other Earmarked Reserves	12.08
<b>Total Earmarked Reserves</b>	<b>56.052</b>
<b>TOTAL COUNCIL RESERVES</b>	<b>126.115</b>
Schools Reserves	8.846
<b>TOTAL NET RESERVES</b>	<b>134.961</b>

## **Borrowing and investments**

We undertake treasury management activities in a prudent and flexible manner to ensure we retain sufficient liquid funds to provide for day to-day cash flow requirements whilst funding our capital spend at the lowest cost. These activities are managed within an overall framework determined by the Treasury Management and investment strategies that are updated annually. Interest income and expenditure as a result of investments or borrowing are reflected in our revenue budgets. Included in our investment income is the Council's interest in Manchester Airport Group. The airport has been significantly impacted by Covid and the dividend payable has not been received in 2021/22. As a planning assumption, the loss of dividend has been assumed. As part of the capital development of the Manchester Airport Group, the Greater Manchester authorities agreed a loan totalling £300m of which Bury's share is £9.677m. Interest from the loan is still being paid and will be payable.

## **Pensions**

The majority of the Council's employees are members of the Greater Manchester Local Government Pension Scheme, which is administered on behalf of all of the Greater Manchester Local Authorities by Tameside Council. The valuation of the scheme reflects the valuation by the fund valuers at the end of the 2021/22 financial year taking into account the impact of Covid. As a defined benefit scheme, the Scheme is shown as a long term liability in our accounts.

However, statutory arrangements for funding this deficit are in place, including increased contributions over the working life of employees, and means that our financial position remains healthy.

## **Management of Risk**

The successful delivery of the Council's plans and our sustainability into the future are dependent on our ability to manage and respond to the risks we face. Many potential issues will remain on the risk register and be regularly monitored, while others are actively

managed to reduce the risk or its impact. Further information can be found in the Annual Governance Statement section within this document.

Investment strategies are updated and approved by Members annually. Interest income and expenditure as a result of investments or borrowing is reflected in our revenue budgets. The Council has some investment properties, the performance on which is reported annually. In addition to this, the Council has investment in the Manchester Airport Group, dividend and interest income from which is included in the Council's budgets. To manage the risk in fluctuations, the Council has a volatility and fiscal risk reserve that includes an airport equalisation reserve.

## **Our Performance 2021/22**

Over the past 12 months, whilst delivering throughout the ongoing COVID-19 pandemic, the Council has focussed on delivering business as usual services and also begun to implement some transformation programmes which will be key to a successful recovery going forward. This delivery is set out in the Corporate Plan which was refreshed early in 2021 and monitored internally and externally through newly strengthened governance processes. Progress through the year has been set out below against the themes described in the Leader's annual report.

### **Covid-19 response**

- As the Covid-19 pandemic dawned upon our borough and the country at large. Our number one priority was to provide help and support to our borough's residents and our businesses.
- When the chance came up for us to support the mammoth effort to end this pandemic by supporting the vaccination efforts we stepped up. We transformed the Elizabethan Suite into a vaccination centre and supported efforts to bring Covid-19 vaccines to the Prestwich Walkin Centre, Bealey's in Radcliffe, and Ramsbottom Civic Hall.
- We also opened a 'pop-up' Covid vaccination clinic at the Jinnah Centre aimed at Bury's South Asian community. This was led by local GPs, clinical pharmacists, and the community, together with Bury Council and NHS Bury CCG. It offered vaccinations to people who were eligible for a jab but had not yet taken up the offer.
- As of the 9th May 2021, our tremendous vaccination efforts meant we had given a first dose of the Covid-19 vaccine to at least 100,000 residents, with 61,000 having received a second vaccine and being fully vaccinated.
- **Business:** We have set up town centre boards in each of our townships to bring together local firms and help co-ordinate recovery post-Covid. We have a dedicated business support team, which has administered more than £30 million in local business grants through the various Local Restrictions Support Grants, Additional Restrictions Grants, closed business lockdown payments, and Restart Grants.

### **Recovery**

We are also pleased to announce that we completed our 10-point plan for recovery set last July. This includes: Summer provision for our children; No rough sleepers; The Bury opportunity guarantee; Anti-poverty strategy refresh; Year of Culture; Health and care recovery; Backing Bury businesses; Working well; Economic recovery strategy; and championing the borough's key workers.

- **Opportunity:** Guarantee We progressed our work to ensure every resident of the Borough has the opportunity to maximise their life chances, including responding from the impact of Covid-19. The Opportunity Guarantee is aimed at all ages, from Early Years, through education including transition, to ensure opportunities to promote work and life readiness. The guarantee will provide a joined-up approach to skills provision, in one place, showcasing the variety of options regardless of circumstance. We are making a guarantee that everybody in the Borough has the opportunity to develop themselves or others and to get involved in their community as a volunteer.
- **Apprenticeships:** Earlier this year we proudly announced that we will be putting into place a policy which ensures that Bury Council apprenticeships will be ringfenced for our own residents. This will increase employment and training opportunities for people living in Bury. Plans will be brought forward in the coming months to make the most of this opportunity with residents as they come forward. This is on top of our work to create over 30 jobs through the government's Kickstart job creation programme.
- **Real Living Wage:** At the beginning of this pandemic, we clapped for the NHS and our key workers. The past year has proven to us how important our key workers are, and how we must not take the services they deliver for granted. Now, the council has gone one step further and committed to paying our employees, whether directly employed by the Council or contracted out, the Real Living Wage (£9.50ph). For people currently working full time on the minimum wage (£8.91 for over 25s) this could mean a pay increase of over £100 per month, potentially taking many people above the poverty line (21% of employees are paid below the Real Living Wage – Resolution Foundation) This is likely to have a huge difference for the thousands of staff we employ in our social care services and for those who clean our buildings to make them as safe as possible during the pandemic.
- **Environment:** At Bury Council we are taking our climate emergency pledge seriously as we continue to reduce our carbon footprint and make our air cleaner for our residents. This pledge has only been strengthened during the pandemic with a shift to home-working and a greater appreciation of our green spaces and parks, proving that we need to Build Back Better out of this pandemic. All six towns should be thriving and sustainable and by 2030 we will have delivered key regeneration opportunities within our town centres. Everyone will be living in a highquality carbon-neutral environment by 2038. We have signed up to a huge range of green/climate change initiatives, from carbon neutral pledges to tree planting, solar

panels and new green bin wagons. We invested £3.5 million in a new 'fit for purpose' fuel efficient fleet of 19 waste collection vehicles to boost efficiency. Fourteen of the new vehicles are 'state of the art' Rotopress vehicles. The main noticeable difference with Faun Zoeller Rotopress vehicles is that the main body of the vehicle is in the form of a cylindrical drum. This rotates while the vehicle is stationary and on the move, to shift the waste to the front of the vehicle. Savings of nearly £140,000 will be made after the installation of solar panels at the council's operations HQ at Bradley Fold. Some 69 panels have been fitted to the south-facing roof of the vehicle workshop of the depot. The panels will generate around 22,000kWh of electricity annually and reduce carbon emissions by 10 tons a year.

- **Parks and green spaces:** We agreed to spend £1.1m last year to improve our parks, which all have Green Flag status. All the borough's parks have been inspected and the first phase will be to refurbish three parks in East Bury which were considered to be most in need of investment – Manchester Road Park, Hoyles Park and Openshaw Park. In addition, most parks will benefit: work will include improvements to paths, structures, fencing, access, drainage, bins, play areas, ball zones, access and landscaping. There will also be a contribution to enhancements to car parking at Burrs Country Park and support for a scheme led by the Friends of Nuttall Park, plus work at St Mary's, Whitefield and Close parks. We pledged £350,000 of funding for upgrades to Clarence Park, which includes £150,000 to restore the skate park. A public consultation which attracted more than 600 responses found many users wanted to skate park to return. The park will also see refurbishment of the tennis courts, play area, ball zone, paths, railings, signage, landscaping, benches and bins. In the budget earlier this year we took the decision to invest a further £600,000 in green spaces in its next phase of an ongoing programme to upgrade Bury's Green Flag parks. This complements the £1.1m green spaces improvement programme approved in November 2020. There will also be provision for further development of the Burrs Strategy as well as health and safety works and developing external funding bids towards the longer term sustainability of this well used country park. Other key enhancements to the borough's leisure facilities include improvements to all tennis courts over 2 years, athletics track development, public rights of way works, development of 3G all-weather football pitches and improvements to play areas and ball zones.
- **Infrastructure:** We agreed to invest a further £10 million in road improvements. Out of the £10 million, £4.5 million was allocated to structural maintenance (e.g. resurfacing), £3 million on preventative maintenance (e.g. surface dressing), leaving £2.5 million for reactive maintenance (e.g. potholes, patching).
- **Town of Culture:** Arts organisations in the borough creatively moved activities online to ensure culture could continue to flourish during our year as the first Greater Manchester Town of Culture. We were delighted to hear that our year of culture was extended for another year due to the impact of Covid-19, an opportunity we could not refuse. Bury's own The Met hosted much of the United We Stream programme in the first lockdown, featuring DJs, big name acts like Elbow and Brandon Flowers,



performance, arts and food. We are now making final preparations to develop a new Cultural Strategy for the borough. Central to the strategy is the need for strong partnership and engagement activity to develop and deliver the borough's cultural vision together. It will also explore how Town of Culture activity can be used as means for conversations with wider communities to generate future cultural initiatives.

- **Health and fitness:** The pandemic has shown us how important leading healthy lives can be. During the first lockdown many of us took the opportunity to get outdoor for our daily exercise. As a result, we took the decision to give our council owned gyms an upgrade to encourage people to keep fit or improve their fitness in the future. Our three gyms have had a £500k upgrade to improve the digital experience of their thousands of visitors. The improvements at Castle Leisure Centre, Radcliffe Leisure Centre and Ramsbottom Pool & Fitness Centre were carried out in time to welcome customers back on 12 April when coronavirus lockdown restrictions were lifted. The council partnered with Matrix Fitness to install 135 of the latest machines across the three sites, including those which focus on building strength, function fitness and cardiovascular capacity.

## **Regeneration**

- **Radcliffe:** We set out major short, medium and long-term regeneration plans for Radcliffe, to transform the area for generations to come. The plans for Radcliffe include: Civic Hub: a new public services hub in the heart of Radcliffe town centre which will bring real regenerative benefits into the core of the town and provide confidence for other owners to invest in their property/the town. Uses currently being explored include Council offices to accommodate staff relocating from Whittaker Street; Creative workspaces; a health-related facility; a community space; and retail / active frontage on the ground floor. Market Chambers: Refurbishment work is expected to commence in 2021. The SRF proposal is to bring the whole of the building back into active use, with potential to include flexible working space for young start-up businesses and entrepreneurs, particularly those in the technology and creative industries sectors, as well as retail and office use. Residential Development: The development of key brownfield sites will provide much needed new homes for Radcliffe residents and help to bring forward considerable investment and confidence into the town. East Lancashire Paper Mill (ELPM) - This site is being delivered jointly with Homes England On the School Street site over £880,000 of funding has been secured through Greater Manchester's allocation of the Brownfield Land Fund. Phase 2 of this project will involve identifying new opportunities for new large scale residential sites within Radcliffe. Phase 3 of the work will look at other potential sites in and around the centre, which are likely to be longer term opportunities.
- **A new High School for Radcliffe:** Thanks to the work of the Council and STAR Academies to make the Coney Green Site available for a new secondary school in

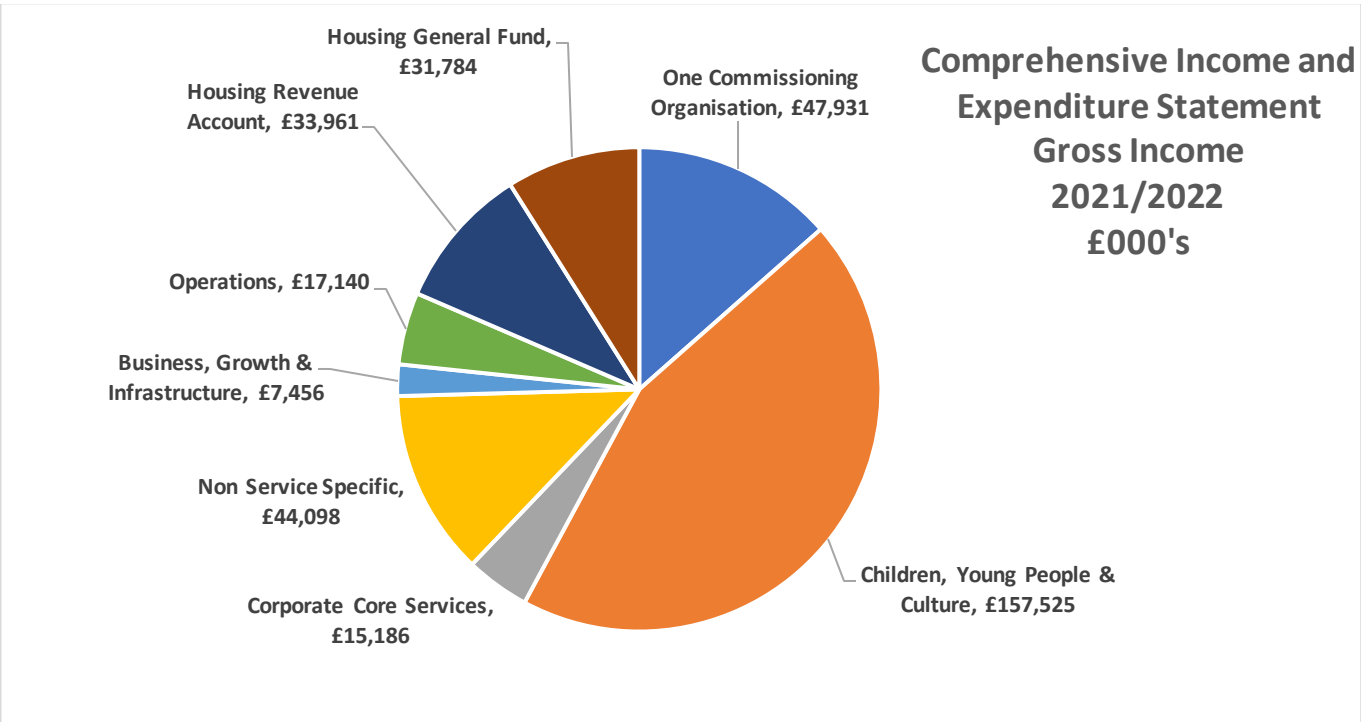
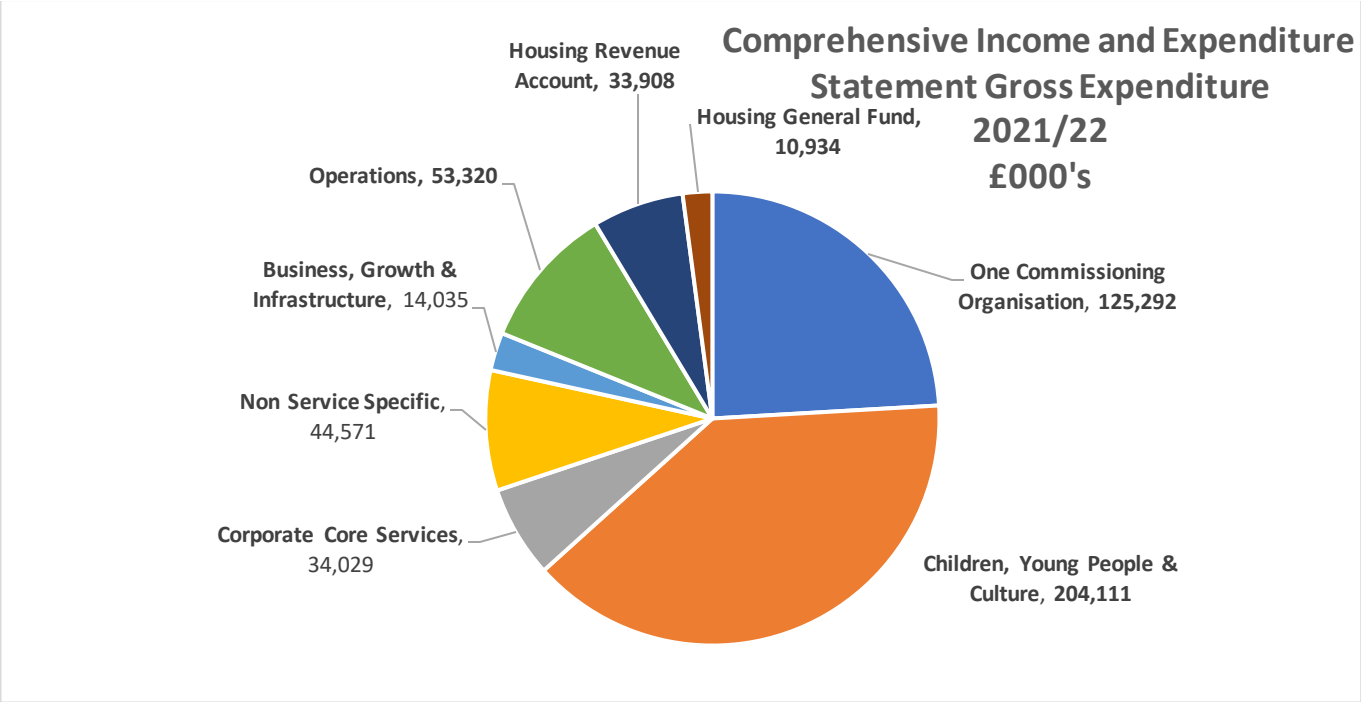
Radcliffe, STAR were able to submit a successful bid to government for funding for a new secondary school. The new school will accommodate 750 pupils, opening one year at a time, i.e. start with a Year 7 with an intake of 150 and growing over 5 years to 750 pupils. Star Academies runs a group of 29 primary and secondary schools in Lancashire, Greater Manchester, West Yorkshire, the Midlands and London. The trust is one of the country's leading education providers. In 2018 and 2019, it was the top-performing trust in England for the progress pupils make at its secondary schools. Star Academies schools promote excellence in everything they do, with around half of all Star schools judged to be 'Outstanding' by Ofsted.

- **3G football pitch:** Earlier this year we worked with the Football Foundation and Lancashire County FA on developing a funding application for a 'state of the art' 3G football facility in Radcliffe. This would be the third of its kind in the borough, the others being at Goshen Playing Field and at Elton High School.
- **Prestwich Regeneration:** Over the past year we took our regeneration proposals a step further, including our proposals to transform the heart of Prestwich. We took the decision to buy the Longfield shopping centre from its current owners in order to drive forward multi-million pound regeneration of the village.
- **Masterplan for Bury Town Centre:** We are also developing plans to transform Bury town centre (including the transport interchange and Bury Market). We have bid successfully, and have submitted more bids, to build affordable housing on brownfield land in the area. We are consulting on our Housing Strategy to make sure we have the type of housing needed for the future.
- **Ramsbottom Town Plan:** In November 2020, Cabinet approved proposals to engage consultants to prepare a public realm and place management plan for Ramsbottom. The plan will principally set out a series of initiatives to improve public realm, townscape and movement within the town centre and explore opportunities to improve its visitor offer in order to help maintain its role as a quality destination for the next 10 to 15 years.

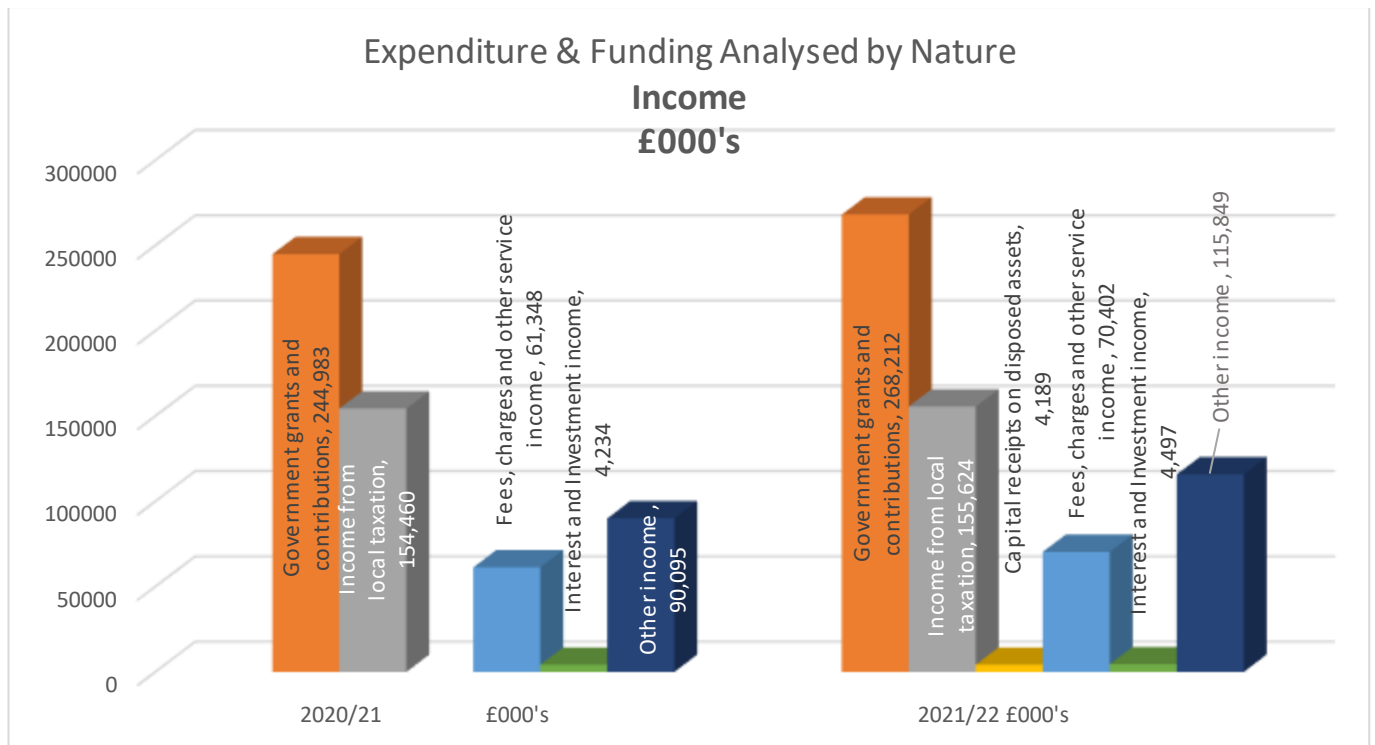
## **Financial Performance 2021/22**

Our total revenue income from all sources in 2021/22 was £520,200m. We have spent £355,081m on providing our services, including schools. Together with some technical adjustments this makes up the gross expenditure shown in the Comprehensive Income and Expenditure Statement. This Income and Expenditure is analysed by department and by nature below:-

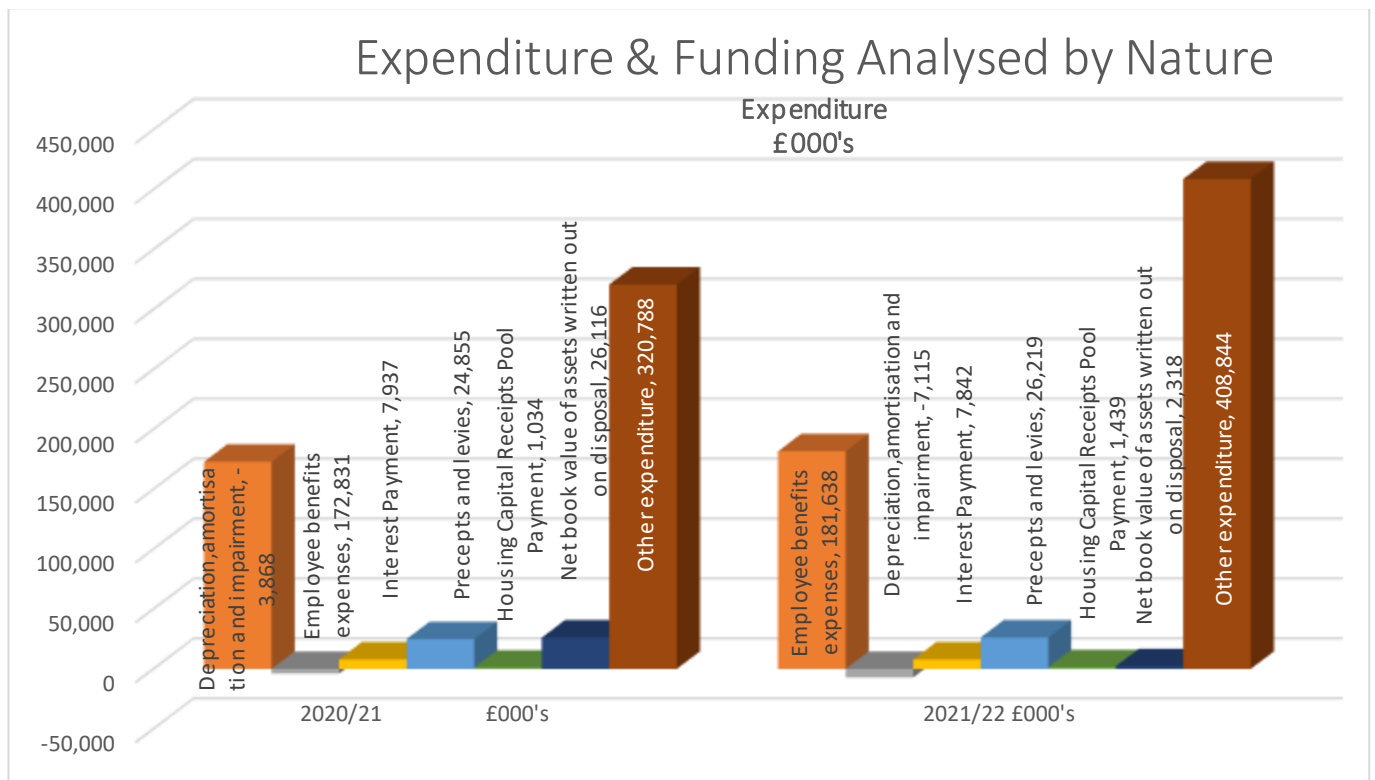
By department:-



## By nature:-



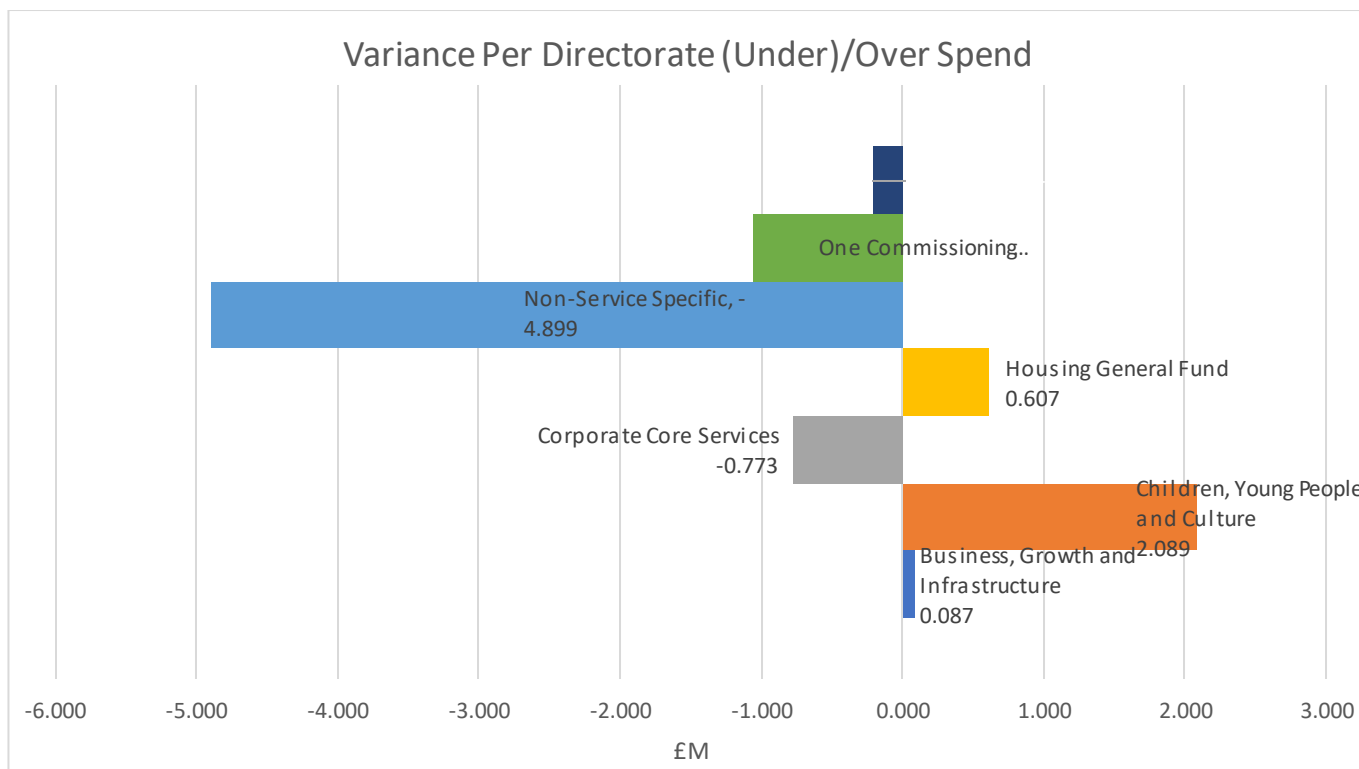
The 'Other expenditure' block above includes all payments made to suppliers for goods and services received during the year.



## Revenue Underspends/Overspends

The net value of the funding and expenditure is an underspend of £0.666m. This follows the transfers to reserves in respect of childrens, smoothing reserve and utilities.

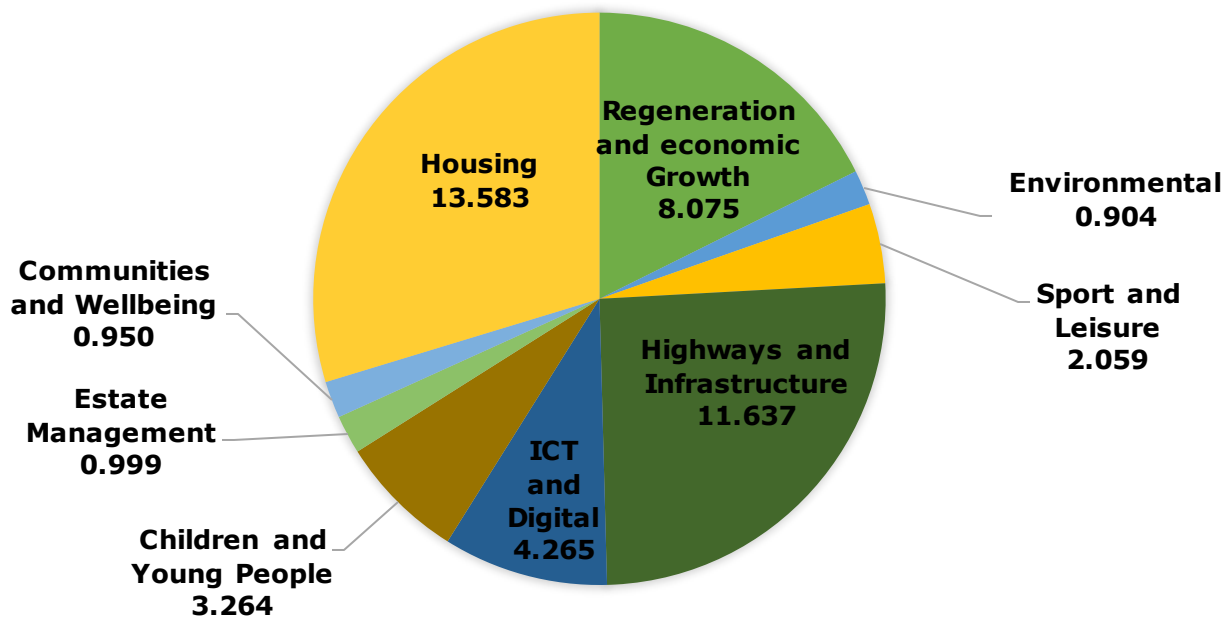
The under/overspends are as follows:



## Capital Spending and the value of our assets

We spent £45.736m on capital related activities. This was £61.461m less than was included in the original capital programme and taking account of slippage brought forward from the 2020/21 financial year. The main reasons for the underspend were delays in the delivery of capital projects throughout the year. The Council has carried forward £60.117m of slippage into the 2022/23 financial year. The capital expenditure of £45.736m is analysed by theme in the chart below:

## CAPITAL EXPENDITURE 2021/22 BY CAPITAL THEME (£m)

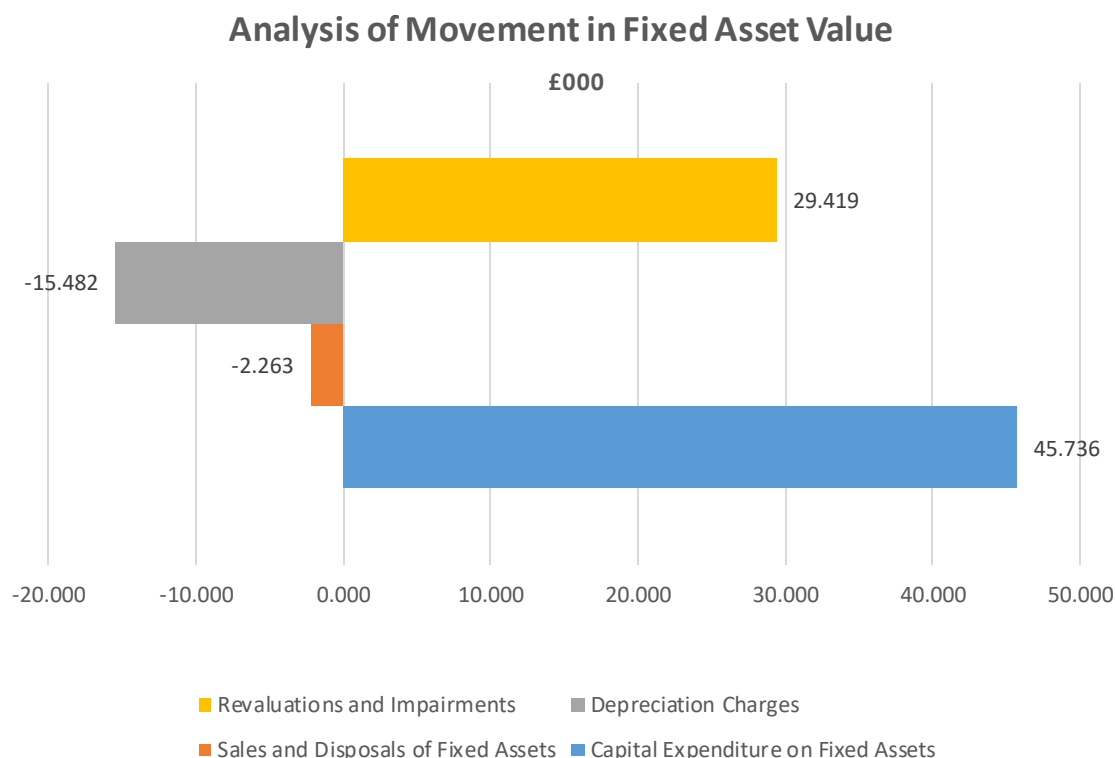


The capital expenditure of £45.736m is analysed by asset type in the table below:

2021/22	Analysis of Movement	Capital Expenditure £000
<b>PPE</b>	Community Assets	1,067
	Council Dwellings	12,648
	Infrastructure	7,779
	Other Land & Buildings	10,503
	Surplus Assets	26
	Vehicles Plant & Equipment	3,974
	Assets Under Construction	5,398
<b>Other Long Term</b>	Intangible Assets	951
	Investment Properties	5
	Long Term Investment	0
<b>Other Expenditure Funded by Capital</b>	Held for Sale	0
	Revenue expenditure funded from capital under statute	3,385
<b>Total</b>		<b>45,736</b>

Overall, the value of our assets has increased from £594.706m to £647.526m in 2021/22. While the capital expenditure of £45.736 was a significant reason for this increase, there

were other causes, including the results of an external valuation. All the reasons for the increase are analysed below:



## Reserves

There was a £7.732m planned use of General Fund reserves to balance the 2021/22 position.

In addition to General Fund reserves, Earmarked reserves have also been used throughout the year to deliver key priorities and deliver outcomes where specific funding had been received and was being held in reserves.

The accounts show that the council has £111.145m in earmarked reserves and a General Fund balance of £23.816m as at 31 March 2022, totalling £134.961m. Some of our reserves reflect the fact that the Government allocated grant funding to support Councils manage the financial impact created by additional requirements or increased demand.

## The Collection Fund

The council is required by legislation to maintain a separate account for the administration of Council Tax and Business Rates income. All income collected from local taxpayers is paid into this account and then distributed to the Council's General Fund, and to the Greater Manchester Combined Authority (GMCA) for the GMCA Mayoral Police and Crime Commissioner precept and the GMCA Mayoral General precept (including fire services). The 2021/22 out turn on the collection fund is a deficit of £9.446m.

The Council's and the Precepting Authorities share of the surplus is shown in the table below:

<b>The Collection Fund</b>	<b>Council Tax £000s</b>	<b>Business Rates £000s</b>	<b>Total £000s</b>
Balance Brought Forward	497	28,140	28,637
Prior Year estimated deficit paid in during the year	(550)	(25,143)	(25,693)
Deficit for the year	(4,849)	11,351	6,502
<b>Closing Cumulative (surplus) / Deficit carried forward</b>	<b>(4,902)</b>	<b>14,348</b>	<b>9,446</b>
Allocated to:			
Bury Council	(4,144)	14,205	10,061
GMCA Mayoral General	(223)	143	(80)
GMCA Mayoral Police and Crime Commissioner	(535)	0	(535)
<b>Total Allocation</b>	<b>(4,902)</b>	<b>14,348</b>	<b>9,446</b>

As part of the Council's 2021/22 budget setting process, the Council declared a (£25.693m) Collection Fund deficit for the year. In line with the legislation that governs the Collection Fund accounting, £25,356m has been contributed from the Council's General Fund in 2021/22 and £0.337m has been contributed from the GMCA Mayoral General precept and the GMCA Mayoral Police and Crime Commissioner Precept. The balance of £2.944m (£28,637m less £25.693m) will be required to be received into the Collection Fund 2022/23. The variance relates to the differences between the estimated position as at January 2022 and the final outturn position.

The year-end net deficit balance of £9.446m of which £14.348 relates to NNDR. This is largely due to the additional reliefs which were awarded to ratepayers in 2021/22 due to the COVID-19 pandemic, primarily the extended Retail Discount and Nursery Relief, with compensating grant of £11.123m being received which will partially mitigate this.

Due to the impact on the Council's ability to collect both Council Tax and Business Rates, an important change to Collection Fund accounting was introduced for 2020/21, which (with the exception of the 2020/21 £24.899m Government grant funded Business Rate reliefs) mandated the smoothing of the impact of COVID related exceptional deficit over three financial years, thus reducing the impact on the revenue budget. The Council's 2021/22 budget and future years budget estimates have been prepared using this new facility.

### **Greater Manchester 100% Business Rates Retention Pilot**

On 1 April 2017, the GMCA, Bury Council and the nine other GM districts commenced a pilot scheme for the 100% local retention of Business Rates. The participants agreed to pilot full Business Rates Retention on the basis that no district would be worse off than they would have been under the original '50/50' arrangements whereby Business Rates revenues are shared between Central Government and the Local Authority sector. This has become known as the 'no detriment' principle. Under the pilot scheme, additional rates income is offset by reductions in other funding streams such as the Revenue Support Grant (RSG) and Public Health Grant.

It was always the intention that the Greater Manchester region as a whole would benefit from the 100% Business Rates Retention Pilot and on this basis, it was agreed that a minimum of 50% of the benefit would be retained by Greater Manchester Authorities and that the balance would be retained by GMCA. During 2020/21 it was agreed that there



would not be a no detriment payment to GMCA due to the impact of COVID 19 and the large deficit being reported. This agreement has again been amended for 2021/22 so that 75% of the benefit is retained by the Greater Manchester Authorities and the balance of 25% is retained by GMCA. The Council retained £1.072m of the 2021/22 benefit of £1.429m, and this is reflected in our out turn position. The GMCA share will be used to support the delivery of Greater Manchester priorities outlined in the GMCA 2020/21 budget reports.

Whilst the Council will continue to pilot the 100% retention of Business Rates in 2021/22, it is difficult to accurately budget for the expected benefit at the beginning of the financial year and as such a prudent approach was taken and the budget was set with the level of assumed benefit remaining constant and no further growth was built in. Business rates income is a complex and volatile tax, changes in rateable values and increases in appeals by businesses are difficult to predict and can have a significant impact on the actual benefit realised at the end of the financial year.

From the Government's perspective, the primary purpose of the pilot was to develop and trial approaches to manage risk and reward in a Local Government finance system that included the full devolution of Business Rates revenues. Government plans subsequently changed with a 75% Business Rates Retention Scheme expected to be introduced.

There have been delays to the expected reform of Local Government Funding, including the Business Rates Retention scheme (including the adoption of a national 75% rates retention scheme) however, it has been confirmed, that the Greater Manchester 100% Business Rates Retention pilot scheme would continue for a further year in 2022/23.

## **Borrowing and Investments**

Our treasury management activity generated an investment rate of 0.10%. Our investments have been managed prudently. Our long-term debt outstanding is £207.903m as at 31 March 2022, and is £6.808m higher than at the end of the 2020/21 financial year when the level of borrowing was £201.095m. At the end of 2021/22 we were holding £34.773m in cash or cash equivalents.

## **Pensions**

As at 31 March 2021, our pensions liability was £153.363m, a decrease of £248,809m over the year. This remains within the expected range and we are confident that this liability is well managed within the statutory arrangements.

## **Outlook**

### **Pre Existing Financial Challenges**

2020/21 was the first year of the Council's new Medium term Financial Strategy (MTFS). When the budget was set, it was recognised that a reliance on reserves and the non-delivery of savings was impacting on the Council's financial resilience and sustainability and could not be continued. A rolling 5-year financial strategy was developed that realigned budgets, addressed historic savings targets that had never been delivered, reduced reliance on reserves, increased corporate capacity and built in a mechanism to increase reserves on a planned basis.

A review of the collection fund, provisions and reserves also further supported the strategy by ensuring that funding reflected a more accurate position on council tax receipts and growth and that one-off funding was released to increase general reserves and to provide some one-off funding to support transformation. Provisions and reserves were also better aligned to reflect the risks facing the Council.

In developing this approach, the financial strategy recognised the need for a number of risks to be monitored, managed and where uncontrollable, to be financially underwritten:

- Prolonged uncertainty around central Government's future funding including a new funding model for adults social care to replace the social care council tax and the better care fund grants;
- Dependency upon locally collected Business Rates placing greater reliance on the need to maintain reserves to manage volatility;
- Designing and delivering sustainable delivery of Special Educational Needs within the Dedicated Schools Grant;
- The broader economic impact, such as the impacts of movements in inflation, council tax base and interest rates on our day to day costs, income and debt repayments;
- Pension cost increase arising from revaluations and any Central Government decisions about the Local Government Pension Scheme's funding mechanisms.

## **Covid-19**

The financial impact of the pandemic has been widespread and has affected all Government bodies. For Bury, the impact was largely due to:

- Additional expenditure incurred in response to the pandemic
- The impact on the local economy and the impact on collection rates of both council tax and business rates as well as a fall in income from sales, fees and charges,
- A delay in the delivery of some of the agreed savings targets.

The impact of the pandemic has been mitigated, to some extent, by additional grant funding provided to Councils by Central Government. Some of the funding received was un-ringfenced and other funding to offset the cost of implementing new requirements and support, particularly that to businesses.

There does however remain a significant element of uncertainty for future years. The impact of the pandemic will continue for some time and the risk in the longer term remains.

## **Mitigation**

The risks to the financial strategy are common to all local authorities and we continue to combat these through a mix of active management and financial planning

## **Housing Revenue Account (HRA)**

Under legislation, income and expenditure on council housing is ringfenced within the HRA. This means the council is not able to make contributions to or from its General Fund from or to the HRA.

After taking into account adjustments between the accounting basis and the funding basis under legislation and transfers to and from earmarked reserves there is a reduction of £0.580m on the HRA balance bringing it to £9.842m as at 31 March 2022. On an accounting basis, the 2021/22 outturn position on the HRA is a surplus of £17.249m.

## **Group Accounts**

The Council's Group Accounts include those entities where there is a material financial interest and the Council holds a significant level of control. The Council's Group boundary comprises of:

- Six Town Housing Ltd.,
- Bury MBC Townside Fields Ltd.,
- The Persona group of companies, Persona Care and Support Ltd and Persona Group Ltd.

In accordance with the Code, consideration has been given as to whether these entities should be consolidated in the Council's Group Accounts. Six Town Housing Ltd, Bury MBC Townside Fields Ltd and the Persona group of companies, are consolidated into the Council's Group Accounts.

Further details on the Group entities and the Group Accounts can be found in the Group Accounts section of the Council's statement of Accounts.

# Statement of Responsibilities for the Statement of Accounts

## The Council's Responsibilities

The Council is required:

- To make arrangements for the proper administration of its financial affairs and to secure that one of its officers has the responsibility for the administration of those affairs. In Bury that Officer is the Section 151 Officer.
- To manage its affairs to secure economic, efficient and effective use of its resources and safeguard its assets.
- To approve the Statement of Accounts.

## The Responsibilities of Audit Committee

Audit Committee is required:

- To monitor the integrity of the financial statements of the Council and to review significant financial reporting judgements contained in them;
- To review the Council's internal financial controls including its risk management systems;
- To monitor and review the effectiveness of the Council's internal audit function;
- To review and monitor the external auditor's independence and objectivity and the effectiveness of the audit process;
- To consider significant accounting policies, any changes to them, and any significant estimates and judgements;
- To review the clarity and completeness of disclosures in the financial statements and consider whether the disclosures made are set properly in context;
- To approve the audited Statement of Accounts.

## The Responsibilities of the Section 151 Officer

The Section 151 Officer is responsible for the preparation of the Authority's Statement of Accounts which, in terms of CIPFA's Code of Practice on Local Authority Accounting in Great Britain, is required to present **a true and fair view** of the financial position, financial performance and cash flows of the Authority at the accounting date and its income and expenditure for the year ended 31<sup>st</sup> March 2022.

In preparing the Statement of Accounts the Section 151 Officer has:

- Selected suitable accounting policies and then applied them consistently;
- Made judgements and estimates that were reasonable and prudent;
- Complied with the Code of Practice on Local Authority Accounting.

The Section 151 Officer has also:

- Kept proper accounting records which are up to date;
- Taken reasonable steps for the prevention and detection of fraud and other irregularities;
- Signed the letter of representation with the External Auditor;
- Signed and dated the draft Statement of Accounts, confirming satisfaction that it presents a true and fair view of the authority's financial position at the balance sheet date, the authority's income and expenditure for the year;
- Commenced the period for the exercise of public rights with regards to the inspection of the statement of accounts;
- Notified the external auditor of the date on which that period began;
- Assessed the Authority's [and the Group's] ability to continue as a going concern, disclosing, as applicable, matters related to going concern;
- Used the going concern basis of accounting on the assumption that the functions of the Authority [and the Group] will continue in operational existence for the foreseeable future;
- Maintained such internal control as they determine is necessary to enable the preparation of financial statements that are free from material misstatement, whether due to fraud or error; and
- Reconfirmed satisfaction that the accounts present a true and fair view of the financial position at the balance sheet date and the income and expenditure for the year, upon conclusion of the public inspection period and immediately prior to approval of the audited accounts by Audit Committee.

# BLANK PAGE FOR AUDIT REPORT

# BLANK PAGE FOR AUDIT REPORT

# BLANK PAGE FOR AUDIT REPORT



# BLANK PAGE FOR AUDIT REPORT

# BLANK PAGE FOR AUDIT REPORT

# **Financial Statements and Explanatory Notes**

# Comprehensive Income and Expenditure Statement

2020/21			Comprehensive Income and Expenditure Statement	Note	2021/22		
Gross Expenditure £000's	Gross Income £000's	Net Expenditure £000's			Gross Expenditure £000's	Gross Income £000's	Net Expenditure £000's
107,261	(50,214)	57,047	One Commissioning Organisation		125,292	(47,931)	77,361
208,807	(169,429)	39,378	Children, Young People & Culture		204,111	(157,525)	46,586
32,337	(11,701)	20,636	Corporate Core Services		34,029	(15,186)	18,843
19,409	(32,583)	(13,174)	Non Service Specific		44,571	(44,098)	473
9,431	(6,906)	2,525	Business, Growth & Infrastructure		14,035	(7,456)	6,579
45,982	(20,551)	25,431	Operations		53,320	(17,140)	36,180
39,221	(35,916)	3,305	Housing General Fund		33,908	(33,961)	(54)
5,714	(31,176)	(25,462)	Housing Revenue Account		10,934	(31,784)	(20,851)
<b>468,162</b>	<b>(358,476)</b>	<b>109,686</b>	<b>Cost of Services</b>		<b>520,200</b>	<b>(355,081)</b>	<b>165,119</b>
52,005	(591)	51,414	Other Operating Expenditure	5	29,976	(4,189)	25,787
29,526	(20,133)	9,393	Financing & Investment Income & Expenditure	6	31,903	(21,224)	10,679
0	(176,511)	(176,511)	Taxation & Non-Specific Grant Income & Expenditure	7		(199,173)	(199,173)
<b>549,693</b>	<b>(555,711)</b>	<b>(6,018)</b>	<b>Surplus or Deficit On Provision of Services</b>		<b>582,079</b>	<b>(579,667)</b>	<b>2,412</b>
		(13,872)	(Surplus)/Deficit on revaluation of Property, Plant & Equipment				(18,220)
		10,080	Impairment Losses on Non-Current assets charged to the Revaluation Reserve				0
		(1,890)	(Surplus)/Deficit from investments in Equity Instruments designated at fair value through Comprehensive Income				(500)
		95,446	Actuarial (gains)/losses on Pension assets & liabilities				(153,363)
		<b>89,764</b>	<b>Total Other Comprehensive Income &amp; Expenditure</b>				<b>(172,083)</b>
		<b>83,746</b>	<b>Total Comprehensive Income &amp; Expenditure</b>				<b>(169,671)</b>

## Movement in Reserves Statement

Movement in Reserves Statement 2021/22	Usable Reserves								Unusable Reserves	Total Reserves
	General Fund Balance	Earmarked General Fund Reserves	Total General Fund Balance	Housing Revenue Account	Usable Capital Receipts	Major Repairs Reserve	Capital Grants Unapplied	Total Usable Reserves		
	£000	£000	£000	£000	£000	£000	£000	£000	£000	£000
<b>Balance at 1 April Brought Forward</b>	<b>(30,882)</b>	<b>(125,882)</b>	<b>(156,764)</b>	<b>(10,422)</b>	<b>(4,889)</b>	<b>(14)</b>	<b>(9,608)</b>	<b>(181,697)</b>	<b>53,763</b>	<b>(127,934)</b>
<b>Movement in reserves during 2020/21</b>										
Total Comprehensive Income and Expenditure	19,658	-	<b>19,658</b>	(17,246)	-	-	-	<b>2,412</b>	(172,083)	<b>(169,671)</b>
Adjustments between accounting basis and funding basis under regulations	2,145	-	<b>2,145</b>	17,826	(2,078)	14	(6,511)	<b>11,396</b>	(11,397)	-
<b>Net (increase) / decrease before transfers to Earmarked Reserves</b>	<b>21,803</b>	<b>0</b>	<b>21,803</b>	<b>580</b>	<b>(2,078)</b>	<b>14</b>	<b>(6,511)</b>	<b>13,808</b>	<b>(183,480)</b>	<b>(169,671)</b>
Transfers to/from Earmarked Reserves	(14,737)	14,737	-	-	-	-	-	-	-	-
<b>(Increase)/Decrease in Year</b>	<b>7,066</b>	<b>14,737</b>	<b>21,803</b>	<b>580</b>	<b>(2,078)</b>	<b>14</b>	<b>(6,511)</b>	<b>13,808</b>	<b>(183,480)</b>	<b>(169,672)</b>
<b>Balance at 31 March carried forward</b>	<b>(23,816)</b>	<b>(111,145)</b>	<b>(134,961)</b>	<b>(9,842)</b>	<b>(6,967)</b>	<b>0</b>	<b>(16,119)</b>	<b>(167,889)</b>	<b>(129,717)</b>	<b>(297,606)</b>

The following table is provided for comparative purposes:

<b>Movement in Reserves Statement</b>  <b>2020/21</b>	<b>Usable Reserves</b>								<b>Unusable Reserves</b>	<b>Total Reserves</b>
	<b>General Fund Balance</b>	<b>Earmarked General Fund Reserves</b>	<b>Total General Fund Balance</b>	<b>Housing Revenue Account</b>	<b>Usable Capital Receipts</b>	<b>Major Repairs Reserve</b>	<b>Capital Grants Unapplied</b>	<b>Total Usable Reserves</b>		
	<b>£000</b>	<b>£000</b>	<b>£000</b>	<b>£000</b>	<b>£000</b>	<b>£000</b>	<b>£000</b>	<b>£000</b>	<b>£000</b>	<b>£000</b>
<b>Balance at 1 April Brought Forward</b>	<b>(6,990)</b>	<b>(52,626)</b>	<b>(59,616)</b>	<b>(8,393)</b>	<b>(6,974)</b>	<b>(46)</b>	<b>(9,982)</b>	<b>(85,011)</b>	<b>(126,669)</b>	<b>(211,680)</b>
<b>Movement in reserves during 2020/21</b> Total Comprehensive Income and Expenditure Adjustments between accounting basis and funding basis under regulations	15,219	-	<b>15,219</b>	(21,237)	-	-	-	<b>(6,018)</b>	89,764	<b>83,746</b>
	(112,367)	-	<b>(112,367)</b>	19,208	2,085	32	374	<b>(90,668)</b>	90,668	-
<b>Net (increase) / decrease before transfers to Earmarked Reserves</b>	<b>(97,148)</b>	<b>0</b>	<b>(97,148)</b>	<b>(2,029)</b>	<b>2,085</b>	<b>32</b>	<b>374</b>	<b>(96,686)</b>	<b>180,432</b>	<b>83,746</b>
Transfers to/from Earmarked Reserves <b>(Increase)/Decrease in Year</b>	73,256	(73,256)	-	-	-	-	-	-	-	-
	(23,892)	(73,256)	<b>(97,148)</b>	(2,029)	2,085	32	374	<b>(96,686)</b>	180,432	<b>83,746</b>
<b>Balance at 31 March carried forward</b>	<b>(30,882)</b>	<b>(125,882)</b>	<b>(156,764)</b>	<b>(10,422)</b>	<b>(4,889)</b>	<b>(14)</b>	<b>(9,608)</b>	<b>(181,697)</b>	<b>53,763</b>	<b>(127,934)</b>

## Balance Sheet

31st March 2021	Balance Sheet	2021	31st March 2022
£000's	Description	Note	£000's
		-	
548,374	Property, Plant & Equipment	9	600,620
26,353	Heritage Assets	10	26,353
16,708	Investment Property	11	17,009
3,271	Intangible Assets	12	3,544
37,700	Long Term Investments	13	38,200
44,142	Long Term Debtors	14	47,712
<b>676,548</b>	<b>LONG TERM ASSETS</b>		<b>733,438</b>
521	Short Term Investments	13	5,504
1,069	Stocks & Work in progress		1,393
62,997	Sundry Debtors & Advance Payments	14	60,068
11,044	Cash and Cash Equivalents	15	34,773
622	Assets Held For Sale	16	624
<b>76,253</b>	<b>CURRENT ASSETS</b>		<b>102,362</b>
(6,392)	Short Term Loans Outstanding	13	(14,344)
(145)	Deposit & Client Funds		(140)
(3,948)	Short Term Provisions	19	(1,328)
(43,466)	Sundry Creditors & Advance Receipts	17	(50,355)
(73)	Revenue Grants In Advance		(15,536)
<b>(54,024)</b>	<b>CURRENT LIABILITIES</b>		<b>(81,703)</b>
(201,095)	External Loans Outstanding	13	(207,903)
(4,272)	Capital Grants Receipts in Advance		(10,017)
(27)	Finance Lease Liabilities	13	(4)
(970)	Deferred Liabilities	13	(13)
(356,592)	Pension Liability	18	(231,406)
(7,887)	Long Term Provisions	19	(7,149)
<b>(570,843)</b>	<b>LONG TERM LIABILITIES</b>		<b>(456,492)</b>
<b>127,934</b>	<b>NET ASSETS</b>		<b>297,605</b>
181,697	Usable Reserves	20	167,888
(53,763)	Unusable Reserves	21	129,717
<b>127,934</b>	<b>TOTAL RESERVES</b>		<b>297,605</b>

## Cash Flow Statement

<b>Cash Flow Statement</b>	<b>Note</b>	<b>2020/21 £000's</b>	<b>2021/22 £000's</b>
Net surplus or (deficit) on the provision of services		6,018	(2,411)
Adjustment to surplus or deficit on the provision of services for noncash movements		12,286	46,079
Adjust for items included in the net surplus or deficit on the provision of services that are investing and financing activities		(4,358)	(24,312)
<b>Net Cash flows from Operating Activities</b>	<b>22</b>	<b>13,946</b>	<b>19,356</b>
Net cash flows from Investing Activities	23	(11,514)	(10,107)
Net cash flows from Financing Activities	24	(12,578)	14,480
<b>Net increase or (decrease) in cash and cash equivalents</b>		<b>(10,146)</b>	<b>23,729</b>
Cash and cash equivalents at the beginning of the reporting period		21,190	11,044
<b>Cash and cash equivalents at the end of the reporting period</b>	<b>15</b>	<b>11,044</b>	<b>34,773</b>



# Index for the Notes to the Core Financial Statements

<b>1</b>	<b>Accounting Policies for the 2021/22 Statement of Accounts .....</b>	<b>42</b>
<b>2.1</b>	<b>Expenditure and Funding Analysis.....</b>	<b>57</b>
<b>2.2</b>	<b>Note to the Expenditure and Funding Analysis .....</b>	<b>58</b>
<b>3</b>	<b>Expenditure and Income Analysis by Nature .....</b>	<b>61</b>
<b>4</b>	<b>Adjustments between Accounting Basis and Funding Basis .....</b>	<b>62</b>
<b>5</b>	<b>Other Operating Expenditure .....</b>	<b>64</b>
<b>6</b>	<b>Financing and Investment Income and Expenditure .....</b>	<b>64</b>
<b>7</b>	<b>Taxation and Non-Specific Grant Income.....</b>	<b>64</b>
<b>8</b>	<b>Material Items of Income and Expenditure.....</b>	<b>65</b>
<b>9</b>	<b>Property, Plant and Equipment .....</b>	<b>66</b>
<b>10</b>	<b>Heritage Assets.....</b>	<b>70</b>
<b>11</b>	<b>Investment Properties .....</b>	<b>71</b>
<b>12</b>	<b>Intangible Assets.....</b>	<b>72</b>
<b>13</b>	<b>Financial Instruments .....</b>	<b>73</b>
<b>14</b>	<b>Analysis of Short and Long Term Debtors .....</b>	<b>84</b>
<b>15</b>	<b>Cash and Cash Equivalents.....</b>	<b>84</b>
<b>16</b>	<b>Assets Held for Sale.....</b>	<b>85</b>
<b>17</b>	<b>Analysis of Creditors .....</b>	<b>85</b>
<b>18</b>	<b>Pension Liability .....</b>	<b>86</b>
<b>19</b>	<b>Short and Long Term Provisions .....</b>	<b>92</b>
<b>20</b>	<b>Usable Reserves.....</b>	<b>94</b>
<b>21</b>	<b>Unusable Reserve.....</b>	<b>97</b>
<b>22</b>	<b>Cash Flow Statement – Operating Activities .....</b>	<b>1021</b>
<b>23</b>	<b>Cash Flow Statement – Investing Activities.....</b>	<b>104</b>
<b>24</b>	<b>Cash Flow Statement – Financing Activities .....</b>	<b>104</b>
<b>25</b>	<b>Capital Expenditure and Financing Requirement .....</b>	<b>103</b>
<b>26</b>	<b>Contingent Assets.....</b>	<b>106</b>
<b>27</b>	<b>Contingent Liabilities.....</b>	<b>107</b>
<b>28</b>	<b>Dedicated Schools Grant .....</b>	<b>107</b>
<b>29</b>	<b>External Audit Costs .....</b>	<b>110</b>
<b>30</b>	<b>Grant Income Credited to Services.....</b>	<b>110</b>
<b>31</b>	<b>Leases .....</b>	<b>111</b>
<b>32</b>	<b>Members’ Allowances .....</b>	<b>112</b>
<b>33</b>	<b>Officers’ Remuneration and Termination Benefits.....</b>	<b>113</b>
<b>34</b>	<b>Pooled Funds.....</b>	<b>118</b>
<b>35</b>	<b>Related Parties .....</b>	<b>119</b>
<b>36</b>	<b>Critical Judgements in Applying Accounting Policies .....</b>	<b>121</b>
<b>37</b>	<b>Assumptions Made about the Future and Estimation Uncertainty....</b>	<b>124</b>
<b>38</b>	<b>Events after the Balance Sheet Date.....</b>	<b>125</b>

# Notes to the Core Financial Statements

## 1 Accounting Policies for the 2021/22 Statement of Accounts

### General Principals

#### Basis of preparation

The Statement of Accounts summarises the Council's transactions for the 2020/21 financial year and its position at the year end of 31 March 2021. The Council is required to prepare an annual Statement of Accounts by the Accounts and Audit Regulations 2015, which require the accounts to be prepared in accordance with proper accounting practices. These practices primarily comprise the Chartered Institute of Public Finance and Accountancy (CIPFA) Code of Practice on Local Council Accounting in the United Kingdom 2020/21 (the Code) supported by International Financial Reporting Standards (IFRS).

The accounting convention adopted in the Statement of Accounts is principally historical cost, modified by the revaluation of certain categories of non-current assets and financial instruments. The accounts have been prepared on a going concern basis, under the assumption that the Council will continue in existence for the foreseeable future.

#### Events after the Balance Sheet Date

Events may occur between the balance sheet date and the date when the Statement of Accounts is authorised for issue, which may have a bearing upon the financial results of the past year. Two types of events can be identified:

- Conditions existing at the end of the reporting period:
  - The Statement of Accounts would be adjusted to reflect such events.
- Conditions arising after the end of the reporting period:
  - The Statement of Accounts is not adjusted to reflect such events, but where a category of events would have a material effect, disclosure is made in the notes to the accounts of the nature of the events and their estimated financial effect.

Events taking place after the date of authorisation for issue are not reflected in the Statement of Accounts.

#### Group Accounts

The Council has material interest in external entities that are classified as subsidiaries and which are consolidated into the Council's group accounts on a line by line basis, after eliminating intra group transactions.

An entity could be material but still not consolidated if all of its business is with the Council and eliminated on consolidation – i.e. the consolidation would mean that the group accounts are not materially different to the single entity accounts.

#### Pooled Budgets

The Council is the host partner of the pooled funds in respect of Health and Social care and the Better Care Fund. The arrangements are made in accordance with section 75 of the National Health Service Act 2006 and allows budgets to be pooled between authorities and health and social care organisations.

The arrangements are accounted for as joint operations and, therefore, the Council accounts for its share of the funds' assets, liabilities, expenditure and income.

## **Prior Period Adjustments, Changes in Accounting Policies and Estimates and Errors**

Prior period adjustments may arise as a result of a change in accounting policies or to correct a material error. Changes in accounting estimates are accounted for prospectively, i.e. in the current and future years affected by the change and do not give rise to a prior period adjustment.

Changes in accounting policies are only made when required by proper accounting practices or the change provides more reliable or relevant information about the effect of transactions, other events and conditions on the Council's financial position or financial performance. Where a change is made, it is applied retrospectively (unless stated otherwise) by adjusting opening balances and comparative amounts for the prior period as if the new policy had always been applied.

Material errors discovered in prior period figures are corrected retrospectively by amending opening balances and comparative amounts for the prior period.

## **Accounting policies for income and expenditure**

### **Accruals of Income and Expenditure**

Activity is accounted for in the year that it takes place, not simply when cash payments are made or received.

Revenue and expenditure recognised but cash not received or paid. A debtor or creditor for the relevant amount is recorded in the Balance Sheet. Where debts may not be settled, the balance of debtors is written down and a charge made to revenue for the income that might not be collected.

## **Capital Charges to Revenue for Non-Current Assets**

Services, are charged with the following amounts to record the cost of holding non-current assets during the year:

- depreciation attributable to the assets used by the relevant service.
- revaluation and impairment losses on assets used by the service where there are no accumulated gains in the Revaluation Reserve against which the losses can be written off.
- amortisation of intangible non-current assets attributable to the service.

The Council is not allowed to raise Council Tax to fund depreciation, revaluation and impairment losses or amortisation. However, it is required to make an annual contribution from revenue towards the reduction in its overall borrowing requirement equal to an amount calculated on a prudent basis determined by the Council in the approved Minimum Revenue Provision policy. Depreciation, revaluation and impairment losses, and amortisation are replaced by Minimum Revenue Provision (MRP). This adjusting transaction is included in the Movement in Reserves Statement with the Capital Adjustment Account charged with the difference between the two amounts.

## Council Tax and Non Domestic Rates income

Council Tax, Retained Business Rates and Business Rates Top-up Grant income included in the Comprehensive Income and Expenditure Statement for the year will be treated as accrued income.

Business Rates, Business Rates Top-up Grant and Council Tax income will be recognised in the Comprehensive Income and Expenditure Statement within the Taxation and Non-Specific Grant Income line. As a billing Council, the difference between the Business Rates and Council Tax included in the Comprehensive Income and Expenditure Statement and the amount required by regulation credited to the General Fund is taken to the Collection Fund Adjustment Account and reported in the Movement in Reserves Statement. Each major preceptor's share of the accrued Business Rates and Council Tax income is available from the information that is required to be produced in order to prepare the Collection Fund Statement.

Business Rates and Council Tax income is recognised when it is probable that the economic benefits or service potential associated with the transaction will flow to the Council, and the amount of revenue can be measured reliably.

Revenue relating to Council Tax and Business Rates is measured at the full amount receivable (net of any impairment losses) as they are non-contractual, non-exchange transactions and there can be no difference between the delivery and payment dates

## Depreciation

Depreciation is provided for Property, Plant and Equipment assets by the systematic allocation of their depreciable amounts over their useful lives. An exception is made for assets without a determinable finite useful life (i.e. freehold land and certain Community Assets) and assets that are not yet available for use (i.e. assets under construction).

Category	Measurement Basis
Dwellings	Component Life
Other Buildings	Straight line allocation over the useful life of the property as estimated by the valuer.
Vehicles, plant, furniture, and equipment	Straight-line allocation over the useful life of the asset as estimated by a suitably qualified officer.
Infrastructure	Straight line allocation up to 25 years

Revaluation gains are depreciated, with an amount equal to the difference between current value depreciation charged on assets and the depreciation that would have been chargeable based on their historical cost being transferred each year from the Revaluation Reserve to the Capital Adjustment Account.

## **Employee Benefits**

### **Benefits Payable During Employment**

Short-term employee benefits are those due to be settled within 12 months of the year-end. They include such benefits as wages and salaries, paid annual leave, paid sick leave, flexi and time off in lieu (TOIL) as well as bonuses and non-monetary benefits (e.g. mobile phones) for current employees and are recognised as an expense for services in the year in which employees render service to the Council.

### **Employee Accumulated Absence Accrual**

An accrual is made for the cost of holiday entitlements (or any form of leave, e.g. time off in lieu) earned by employees but not taken before the year-end which employees can carry forward into the next financial year. The accrual is made at the wage and salary rates applicable in the current accounting year. The accrual is charged to Surplus or Deficit on the Provision of Services, but then reversed out through the Movement in Reserves Statement so that holiday benefits are charged to revenue in the financial year in which the holiday entitlement occurs.

### **Termination Benefits**

Termination benefits are amounts payable as a result of a decision by the Council to terminate an officer's employment before the normal retirement date or an officer's decision to accept voluntary redundancy and are charged on an accruals basis to the relevant services lines in the Comprehensive Income and Expenditure Statement at the earlier of when the Council can no longer withdraw the offer of those benefits or when the Council recognises costs for a restructuring.

Where termination benefits involve the enhancement of pensions, statutory provisions require the General Fund Balance to be charged with the amount payable by the Council to the pension fund or pensioner in the year, not the amount calculated according to the relevant accounting standards. In the Movement in Reserves Statement, appropriations are required to and from the Pensions Reserve to remove the notional debits and credits for pension enhancement termination benefits and replace them with debits for the cash paid to the pension fund and pensioners and any such amounts payable but unpaid at the year-end.

### **Post-Employment Benefits**

Employees of the Council are members of three separate pension schemes:

- The Greater Manchester Local Government Pension Scheme, administered by Tameside Metropolitan Borough Council.
- The Teachers' Pension Scheme, administered by Capita Teachers' Pensions on behalf of the Department for Education (DfE).
- The NHS Pension Scheme, administered by EA Finance NHS Pension

These schemes provide defined benefits to members (retirement lump sums and pensions), earned as employees working for the Council.

However, the arrangements for the teachers' and NHS schemes means that liability for these benefits cannot be identified specifically to the Council. These schemes are therefore accounted for as if they are a defined contribution scheme and no liability for future payments of benefits is recognised in the Balance Sheet.

### **The Greater Manchester Local Government Pension Scheme**

The Greater Manchester Local Government Pension Scheme is accounted for as a defined benefits scheme. The liabilities of the Greater Manchester Pension Fund attributable to the Council are included in the Balance Sheet on an actuarial basis using the projected unit method; an assessment of the future payments that will be made in relation to retirement benefits earned to date by employees, based on assumptions about mortality rates, employee turnover rates and projections of future earnings for current employees. Liabilities are discounted to their value at current prices, using a discount rate (based on the indicative rate of return on a basket of high quality corporate bonds, Government gilts and other factors).

The assets of the Greater Manchester Pension Fund attributable to the Council are included in the Balance Sheet at their fair value:

- quoted securities – current bid price
- unquoted securities – professional estimate
- unitised securities – current bid price
- property – market value

The change in the net pension liability is analysed into following components:

- current service cost – the increase in liabilities as a result of years of service earned in the current year – allocated in the Comprehensive Income and Expenditure Statement to the services for which the employees worked.
- past service cost – the increase in liabilities as a result of a scheme amendment or curtailment whose effect relates to years of service earned in earlier years will be debited to the Surplus or Deficit on the Provision of Services in the Comprehensive Income and Expenditure Statement as part of Non-Service Specific.
- net interest on the net defined benefit liability - the change during the period in the net defined benefit liability that arises from the passage of time charged to the Financing and Investment Income and Expenditure line of the Comprehensive Income and Expenditure Statement. This is calculated by applying the discount rate used to measure the defined benefit obligation at the beginning of the period to the net defined benefit liability at the beginning of the period, taking into account any changes in the net defined benefit liability during the period as a result of contribution and benefit payments.

#### **Remeasurement comprising:**

- the return on plan assets – excluding amounts included in net interest on the net defined benefit liability – charged to the Pensions Reserve as Other Comprehensive Income and Expenditure.
- actuarial gains and losses – changes in the net pensions liability that arise because events have not coincided with assumptions made at the last actuarial valuation or because the actuaries have updated their assumptions – charged to the Pensions Reserve as Other Comprehensive Income and Expenditure.
- Contributions paid to the Greater Manchester Pension Fund - cash paid as employer contributions to the pension scheme in settlement of liabilities; not accounted for as an expense.

Statutory provisions require the General Fund Balance to be charged with the amount payable by the Council to the pension fund or directly to pensioners in the year, not the amount calculated according to the accounting standards. In the Movement in Reserves Statement, this means that there are appropriations to and from the Pensions Reserve, to remove the notional debits and credits for retirement benefits and replace them with debits

for the cash paid to the pension fund and pensioners and any such amounts payable but unpaid at the year-end. The negative balance that arises on the Pensions Reserve thereby measures the beneficial impact to the General Fund of being required to account for retirement benefits on the basis of cash flows rather than as benefits are earned by employees.

## **Government Grants and Contributions**

Whether paid on account, by instalments or in arrears, government grants and third party contributions and donations are recognised as due to the Council when there is reasonable assurance that:

- the Council will comply with the conditions attached to the payments, and
- the grants or contributions will be received.

Amounts recognised as due to the Council are not credited to the Comprehensive Income and Expenditure Statement until conditions attached to the grant or contribution have been satisfied. Conditions are stipulations that specify that the future economic benefits or service potential embodied in the asset acquired using the grant or contribution are required to be consumed by the recipient as specified, or future economic benefits or service potential must be returned to the transferor.

Monies advanced as grants and contributions for which conditions have not been satisfied are carried in the Balance Sheet as creditors. When conditions are satisfied, the grant or contribution is credited to the relevant service line (attributable revenue grants and contributions) or Taxation and Non-Specific Grant Income (non-ringfenced revenue grants and all capital grants) in the Comprehensive Income and Expenditure Statement.

Where capital grants are credited to the Comprehensive Income and Expenditure Statement, they are reversed out of the General Fund Balance in the Movement in Reserves Statement.

Where the grant has yet to be used to finance capital expenditure, it is posted to the Capital Grants Unapplied Reserve. Where it has been applied, it is posted to the Capital Adjustment Account. Amounts in the Capital Grants Unapplied Reserve are transferred to the Capital Adjustment Account once they have been applied to fund capital expenditure.

Where revenue grants are credited to the Comprehensive Income and Expenditure Statement but have yet to be used to fund revenue expenditure, they are posted to the Revenue Grant Reserve. When eligible expenditure is incurred in future years the grant is transferred back into the General Fund Balance in the Movement in Reserves Statement so that there is no net charge against Council Tax for the expenditure.

## **Overheads and Support Services**

The costs of support services such as administration and management are charged to services in accordance with the Council's arrangements for accountability and performance

## **Provisions, Contingent Liabilities and Contingent Assets**

### **Provisions**

Provisions are made where an event has taken place that gives the Council a legal or constructive obligation that probably requires settlement by a transfer of economic benefits or service potential and a reliable estimate can be made of the amount of the obligation. For instance, the Council may be involved in a court case that could eventually result in the making of a settlement or the payment of compensation.

Provisions are charged as an expense to the appropriate service line in the Comprehensive Income and Expenditure Statement in the year that the Council becomes aware of the obligation and are measured at the best estimate at the Balance Sheet date of the expenditure required to settle the obligation, taking into account relevant risks and uncertainties.

When payments are eventually made, they are charged to the provision carried in the Balance Sheet. Estimated settlements are reviewed at the end of each financial year – where it becomes less than probable that a transfer of economic benefits will now be required (or a lower settlement than anticipated is made) the provision is reversed and credited back to the relevant service revenue account.

Where some or all of the payment required to settle a provision is expected to be recovered from another party (e.g. from an insurance claim) it is only recognised as income for the relevant service if it is virtually certain that reimbursement will be received if the Council settles the obligation.

### **Contingent Liabilities**

A contingent liability arises where an event has taken place that gives the Council a possible obligation whose existence will only be confirmed by the occurrence or otherwise of uncertain future events not wholly within the control of the Council. Contingent liabilities also arise in circumstances where a provision would otherwise be made but either it is not probable that an outflow of resources will be required or the amount of the obligation cannot be measured reliably.

Contingent liabilities are not recognised in the Balance Sheet but disclosed in a note to the accounts.

### **Contingent Assets**

A contingent asset arises where an event has taken place that gives the Council a possible asset whose existence will only be confirmed by the occurrence or otherwise of uncertain future events not wholly within the control of the Council.

Contingent assets are not recognised in the Balance Sheet but disclosed in a note to the accounts where it is probable that there will be an inflow of economic benefits or service potential.

### **Revenue Expenditure Funded from Capital under Statute (REFCUS)**

Expenditure incurred during the year that may be capitalised under statutory provisions but that does not result in the creation of a non-current asset has been charged as expenditure to the relevant service in the Comprehensive Income and Expenditure Statement in the year. Where the Council has determined to meet the cost of this expenditure from existing capital resources or by borrowing, a transfer in the Movement in Reserves Statement from the General Fund Balance to the Capital Adjustment Account then reverses out the amounts charged so that there is no impact on the level of Council Tax.

### **Revenue Recognition**

Revenue is defined as income arising as a result of the Council's normal operating activities and where income arises from contracts with service recipients it is recognised when or as the Council has satisfied a performance obligation by transferring a promised good or service to the service recipient.

Revenue is measured as the amount of the transaction price which is allocated to that performance obligation. Where the Council is acting as an agent of another organisation the amounts collected for that organisation are excluded from revenue



## **Value Added Tax (VAT)**

Value Added Tax payable is included as an expense only to the extent that it is not recoverable from Her Majesty's Revenue and Customs. VAT receivable is excluded from income.

## **Accounting policies for assets and liabilities**

### **Cash and Cash Equivalents**

Cash is represented by cash in hand, school bank accounts and deposits with financial institutions repayable without penalty on notice of not more than 24 hours. Cash equivalents are highly liquid investments that mature in three months or less from the date of acquisition and that are readily convertible to known amounts of cash with insignificant risk of a change in value.

In the Cash Flow Statement, cash and cash equivalents are shown net of bank overdrafts that are repayable on demand and form an integral part of the Council's cash management.

### **Fair Value Measurement**

The Council measures some of its assets and liabilities at fair value at the end of the reporting period. Fair value is the amount that would be received to sell an asset or paid to transfer a liability at the measurement date. The fair value measurement assumes that the transaction to sell the asset or transfer the liability takes place either:

- in the principal market for the asset or liability, or
- in the absence of a principal market, in the most advantageous market for the asset or liability.

The Council uses both in house and external valuers to provide a valuation of its non-financial assets and liabilities, for recognition or disclosure as appropriate, in line with the highest and best use definition within IFRS 13 Fair Value Measurement.

The highest and best use of the asset or liability being valued is considered from the perspective of a market participant. Inputs to the valuation techniques in respect of the Council's fair value measurement of its assets and liabilities are categorised within the fair value hierarchy as follows:

Level 1 – quoted prices (unadjusted) in active markets for identical assets or liabilities that the Council can access at the measurement date.

Level 2 – inputs other than quoted prices included within Level 1 that are observable for the asset or liability, either directly or indirectly.

Level 3 – unobservable inputs for the asset or liability.

## **Financial Instruments**

### **Classification of Financial Instruments**

The Council's financial assets and liabilities have been classified as follows:

#### **Financial Assets**

Financial assets are classified based on a classification and measurement approach that reflects the business model for holding the financial assets and their cash flow characteristics.

There are three main classes of financial assets measured at:

- amortised cost
- fair value through other comprehensive income (FVOCI), and
- fair value through profit or loss (FVPL).

The Council's business model is to hold investments to collect contractual cash flows i.e. payments of interest and principal. Most of the Council's financial assets are therefore classified as amortised cost, except for those whose contractual payments are not solely payment of principal and interest (i.e. where the cash flows do not take the form of a basic debt instrument).

### **Financial Assets Measured at Amortised Cost**

Financial assets measured at amortised cost are recognised on the Balance Sheet when the Council becomes a party to the contractual provisions of a financial instrument and are initially measured at fair value. They are subsequently measured at their amortised cost. Annual credits to the Financing and Investment Income and Expenditure line in the Comprehensive Income and Expenditure Statement for interest receivable are based on the carrying amount of the asset multiplied by the effective rate of interest for the instrument. For most of the financial assets held by the Council, this means that the amount presented in the Balance Sheet is the outstanding principal receivable (plus accrued interest) and interest credited to the Comprehensive Income and Expenditure Statement is the amount receivable for the year in the loan agreement.

Any gains and losses that arise on the derecognition of an asset are credited or debited to the Financing and Investment Income and Expenditure line in the Comprehensive Income and Expenditure Statement.

### **Financial Assets measured at Fair Value through other Comprehensive Income (FVOCI)**

These assets relate to financial instruments where the amounts received relating to them are solely principal and interest but they are held to collect cash and sell the assets. The interest received on these assets is spread evenly over the life of these instruments.

Changes in fair value are posted to Other Comprehensive Income and Expenditure and are balanced by an entry in the Financial Instruments Revaluation Reserve.

When the asset is de-recognised, the cumulative gain or loss previously recognised in Other Comprehensive Income and Expenditure is transferred from the Financial Instruments Revaluation Reserve and recognised in the Surplus or Deficit on the Provision of Services.

### **Financial Assets Measured at Fair Value through Profit of Loss (FVPL)**

These assets relate to financial instruments where the amounts received relating to them are not principal and interest (e.g. equity investments). Dividends received are accounted for at the point they are received.

The fair value measurements of the financial assets are based on the following techniques:

- instruments with quoted market prices – the market price
- other instruments with fixed and determinable payments – discounted cash flow analysis.

Any gains and losses that arise on the derecognition of the asset are credited or debited to the Financing and Investment Income and Expenditure line in the Comprehensive Income and Expenditure Statement.

An equity instrument that has been classed as FVPL can be designated as FVOCI if it is not held for trading (e.g. a strategic investment). Once this designation has been made it cannot be reversed. This designation would mean that any gains and losses would be held in the Financial Instruments Revaluation Reserve.

### **Expected Credit Loss Model**

The Council recognises expected credit losses on all of its financial assets held at amortised cost (or where relevant FVOCI), either on a 12-month or lifetime basis. The expected credit loss model also applies to lease receivables and contract assets. Only lifetime losses are recognised for trade receivables (debtors) held by the Council.

Impairment losses are calculated to reflect the expectation that the future cash flows might not take place because the borrower could default on their obligations. Credit risk plays a crucial part in assessing losses. Where risk has increased significantly since an instrument was initially recognised, losses are assessed on a lifetime basis. Where risk has not increased significantly or remains low, losses are assessed on the basis of 12-month expected losses.

### **Financial Liabilities**

Financial liabilities are recognised on the Balance Sheet when the Council becomes a party to the contractual provisions of a financial instrument and are initially measured at fair value and are carried at their amortised cost. Annual charges to the Financing and Investment Income and Expenditure line in the Comprehensive Income and Expenditure Statement for interest payable are based on the carrying amount of the liability, multiplied by the effective rate of interest for the instrument. The effective interest rate is the rate that exactly discounts estimated future cash payments over the life of the instrument to the amount at which it was originally recognised.

For most of the borrowings held by the Council, this means that the amount presented in the Balance Sheet is the outstanding principal repayable (plus accrued interest); and interest charged to the Comprehensive Income and Expenditure Statement is the amount payable for the year according to the loan agreement.

Gains and losses on the repurchase or early settlement of borrowing are credited and debited to the Financing and Investment Income and Expenditure line in the Comprehensive Income and Expenditure Statement in the year of repurchase/settlement. However, where repurchase has taken place as part of a restructuring of the loan portfolio that involves the modification or exchange of existing instruments, the premium or discount is respectively deducted from or added to the amortised cost of the new or modified loan and the write-down to the Comprehensive Income and Expenditure Statement is spread over the life of the loan by an adjustment to the effective interest rate.

Where premiums and discounts have been charged to the Comprehensive Income and Expenditure Statement, regulations allow the impact on the General Fund Balance to be spread over future years. The Council has a policy of spreading the gain or loss over the term that was remaining on the loan against which the premium was payable or discount receivable when it was repaid. When a premium or discount has been incurred and paid in full by a grant from an external body it is accounted for in full in the year that the grant is received. The reconciliation of amounts charged to the Comprehensive Income and Expenditure Statement to the net charge required against the General Fund Balance is managed by a transfer to or from the Financial Instruments Adjustment Account in the Movement in Reserves Statement.

### **Heritage Assets**

The Council's Heritage Assets are held by the Council principally for their contribution to knowledge and/or culture. These include Civic Regalia, Artefacts and various gifts & bequests some of which are held in the Museum and Art Gallery. These are recognised and

measured, including treatment of revaluation gains and losses, in accordance with the Council's accounting policies on Property Plant and Equipment.

The land and building assets identified to date include Radcliffe Tower, the Dungeon and Rodger Worthington's grave. As there is no available valuation for these assets they have been reported at nominal value as recommended by the Council's property valuer.

However, some of the measurement rules are relaxed allowing the Council's Heritage Assets to be included on the Balance Sheet at their insured value where available. Where insurance valuations are not available there is a narrative disclosure.

Heritage assets are deemed to have an indefinite life, therefore are not depreciated as the charge made would be minimal and immaterial. Nevertheless, where there is evidence of physical deterioration to a Heritage Asset, or doubts arise to its authenticity, the value of the asset has to be reviewed.

## **Investment Property**

Investment properties are those assets that are used solely to earn rentals and/or for capital appreciation. The definition is not met if the property is used in any way to facilitate the delivery of services or production of goods or is held for sale.

Investment properties are measured initially at cost and subsequently at fair value, based on the highest and best use value of the asset. Investment properties are not depreciated, and an annual valuation programme ensures that they are held at highest and best use value at the Balance Sheet date. Gains and losses on revaluation are charged to the Financing and Investment Income and Expenditure line in the Comprehensive Income and Expenditure Statement. The same treatment is applied to gains and losses on disposal.

Rentals received in relation to investment properties are credited to the Financing and Investment Income line and result in a gain for the General Fund Balance. However, revaluation and disposal gains and losses are not permitted by statutory arrangements to have an impact on the General Fund Balance. The gains and losses are therefore reversed out of the General Fund Balance in the Movement in Reserves Statement and charged to the Capital Adjustment Account and (for any sale proceeds greater than £10,000) the Useable Capital Receipts Reserve.

## **Leases**

Leases are classified as finance leases where the terms of the lease transfer substantially all the risks and rewards incidental to ownership of the property, plant or equipment from the lessor to the lessee. All other leases are classified as operating leases.

Where a lease covers both land and buildings, the land and buildings elements are considered separately for classification.

Arrangements that do not have the legal status of a lease but convey a right to use an asset in return for payment are accounted for under this policy where fulfilment of the arrangement is dependent on the use of specific assets.

## **The Council as Lessee**

Operating Leases:

Rental paid under operating leases are charged to the Comprehensive Income and Expenditure Statement as an expense of the services benefitting from use of the leased property, plant or equipment. Charges are made on a straight-line basis over the life of the

lease, even if this does not match the pattern of payments (e.g. there is a rent-free period at the commencement of the lease).

## **The Council as Lessor**

### **Operating Leases:**

Where the Council grants an operating lease over a property or an item of plant or equipment, the asset is retained in the Balance Sheet. Rental income is credited to the Other Operating Expenditure line in the Comprehensive Income and Expenditure Statement. Credits are made on a straight-line basis over the life of the lease, even if this does not match the pattern of payments (e.g. there is a premium paid at the commencement of the lease). Initial direct costs incurred in negotiating and arranging the lease are added to the carrying amount of the relevant asset and charged as an expense over the lease term on the same basis as rental income.

## **Property, Plant and Equipment**

Assets that have physical substance and are held for use in the production or supply of goods or services, for rental to others, or for administrative purposes and that are expected to be used during more than one financial year are classified as Property, Plant and Equipment.

### **Recognition**

Expenditure on the acquisition, creation or enhancement of Property, Plant and Equipment is capitalised on an accruals basis, provided that it is probable that the future economic benefits or service potential associated with the item will flow to the Council and the cost of the item can be measured reliably. Expenditure that maintains but does not add to an asset's potential to deliver future economic benefits or service potential (i.e. repairs and maintenance) is charged as an expense when it is incurred. The Council has a £15,000 de-minimis limit for the recognition of Capital Expenditure.

### **Measurement**

Assets are initially measured at cost, comprising:

- the purchase price.
- any costs attributable to bringing the asset to the location and condition necessary for it to be capable of operating in the manner intended by management.
- the initial estimate of the costs of dismantling and removing the item and restoring the site on which it is located.

Assets that are being constructed by the Council will initially be recognised at cost. The Council does not capitalise borrowing costs incurred in the cost of acquisition, construction and completion of qualifying assets.

The cost of assets acquired other than by purchase is deemed to be its fair value, unless the acquisition does not have commercial substance (i.e. it will not lead to a variation in the cash flows of the Council). In the latter case, where an asset is acquired via an exchange, the cost of the acquisition is the carrying amount of the asset given up by the Council.

Assets are then carried in the Balance Sheet using the following measurement bases:

Category	Measurement Basis
Community assets, infrastructure assets and assets under construction	Depreciated historical cost
Dwellings	Current value, determined using the basis of existing use value for social housing (EUV-SH).
Surplus Assets	Fair value, determined by the measurement of the highest and best use value of the asset
All Other operational Assets	Current value, determined as the amount that would be paid for the asset in its existing use (existing use value – EUV).

Where there is no market-based evidence of current value because of the specialist nature of an asset, depreciated replacement cost (DRC) is used as an estimate of current value. For non-property assets that have short useful lives or low values (or both), depreciated historical cost basis is used as a proxy for current value.

Assets included on the Balance Sheet at current value are revalued sufficiently regularly to ensure that their carrying amount is not materially different from their current value at the year end, but as a minimum every five years. Increases in valuations are matched by credits to the Revaluation Reserve to recognise unrealised gains. Exceptionally, gains might be credited to the Surplus or Deficit on the Provision of Services where they arise from the reversal of a loss previously charged to a service.

Where decreases in value are identified, they are accounted for as follows:

- where there is a balance of revaluation gains for the asset in the Revaluation Reserve, the carrying amount of the asset is written down against that balance (up to the amount of the accumulated gains).
- where there is no balance in the Revaluation Reserve or an insufficient balance, the carrying amount of the asset is written down against the relevant Portfolio line(s) in the Comprehensive Income and Expenditure Statement.

The Revaluation Reserve contains revaluation gains recognised since 1 April 2007 only, the date of its formal implementation. Gains arising before that date have been consolidated into the Capital Adjustment Account.

## Impairment

Assets are assessed at each year-end as to whether there is any indication that an asset may be impaired. Where indications exist, and any possible differences are estimated to be material, the recoverable amount of the asset is estimated and, where this is less than the carrying amount of the asset, an impairment loss is recognised for the shortfall.

Where impairment losses are identified, they are accounted for as follows:

- where there is a balance of revaluation gains for the asset in the Revaluation Reserve, the carrying amount of the asset is written down against that balance (up to the amount of the accumulated gains).
- where there is no balance in the Revaluation Reserve or an insufficient balance, the carrying amount of the asset is written down against the relevant Portfolio line(s) in the Comprehensive Income and Expenditure Statement.

Where an impairment loss is reversed subsequently, the reversal is credited to the relevant Portfolio line(s) in the Comprehensive Income and Expenditure Statement, up to the amount of the original loss, adjusted for depreciation that would have been charged if the loss had not been recognised.

## **Component Accounting**

Component accounting is applied only to housing stock in accordance with the analysis provided by the valuer.

## **Disposals**

When an asset is disposed of or decommissioned, the carrying amount of the asset in the Balance Sheet is written off to the Other Operating Expenditure line in the Comprehensive Income and Expenditure Statement as part of the gain or loss on disposal. Receipts from disposals are credited to the same line in the Comprehensive Income and Expenditure Statement also as part of the gain or loss on disposal (i.e. netted off against the carrying value of the asset at the time of disposal). Any revaluation gains accumulated for the asset in the Revaluation Reserve are transferred to the Capital Adjustment Account.

The written-off asset value of disposals is not a charge against the General Fund, as the cost of non-current assets is fully provided for under separate arrangements for capital financing. Amounts are appropriated to the Capital Adjustment Account from the General Fund Balance in the Movement in Reserves Statement.

Amounts received for a disposal in excess of £10,000 are categorised as capital receipts. If the disposal relates to housing assets a proportion of the capital receipt is payable to the Government (75% for dwellings, 50% for land and other assets, net of statutory deductions and allowances). The balance of receipts is required to be credited to the Useable Capital Receipts Reserve and can then only be used for new capital investment or set aside to reduce the Council's underlying need to borrow (the capital financing requirement). Receipts are transferred to the Useable Capital Receipts Reserve from the General Fund Balance in the Movement in Reserves Statement.

## **Reserves**

The Council sets aside specific amounts as reserves for future policy purposes or to cover contingencies. Reserves are created by transferring amounts out of the General Fund Balance in the Movement in Reserves Statement. When expenditure to be financed from a reserve is incurred, it is charged to the appropriate service in that year to score against the Surplus or Deficit on the Provision of Services in the Comprehensive Income and Expenditure Statement. The reserve is then appropriated back into the General Fund Balance in the Movement in Reserves Statement so that there is no net charge against Council Tax for the expenditure.

Certain reserves are held to manage the accounting processes for non-current assets, financial instruments, local taxation, retirement and employee benefits and do not represent usable resources for the Council. These reserves are further explained in the relevant policies.

## **Schools**

In line with accounting standards and the Code on group accounts and consolidation, all maintained schools are considered to be entities controlled by the Council. Rather than produce group accounts the income, expenditure, assets, liabilities, reserves and cash flows of each school are recognised in the Council's single entity accounts.

The Council has the following types of maintained schools under its control:

- Community
- Voluntary Aided
- Voluntary Controlled
- Foundation

Schools' non-current assets (school buildings and playing fields) are recognised on the Balance Sheet where the Council directly owns the assets, where the Council holds the balance of control of the assets or where the school or the school governing body own the assets or have had rights to use the assets transferred to them through a licence arrangement.

When a maintained school converts to an Academy, the school's non-current assets held on the Council's Balance Sheet are treated as a disposal. The carrying value of the asset is written off to Other Operating Income and Expenditure in the Comprehensive Income and Expenditure Statement. Any revaluation gains accumulated for the asset in the Revaluation Reserve are transferred to the Capital Adjustment Account.

The written-off asset value is not a charge against the General Fund, as the cost of non-current asset disposals resulting from schools transferring to an Academy is fully provided for under separate arrangements for capital financing. Amounts are appropriated to the Capital Adjustment Account from the General Fund Balance in the Movement in Reserves



## 2.1 Expenditure and Funding Analysis

The purpose of the Expenditure and Funding Analysis is to demonstrate how the funding available to the Council for the year 2021/22 (i.e. Government grants, rents, Council Tax and Business Rates) has been used to provide services in comparison with those resources consumed or earned under generally accepted accounting practice. The Expenditure and Funding analysis also shows how this expenditure is allocated for decision making purposes between the Council's Directorates. Income and expenditure accounted for under generally accepted accounting practice is presented more fully in the Comprehensive Income and Expenditure Statement.

Expenditure Chargeable to General Fund & HRA	2020/21 Adjustment between Funding & Accounting Basis	Net Expenditure	Expenditure and Funding Analysis	Expenditure Chargeable to General Fund & HRA	2021/22 Adjustment between Funding & Accounting Basis	Net Expenditure
£000's	£000's	£000's		£000's	£000's	£000's
56,234	813	57,047	One Commissioning Organisation	74,341	3,020	77,361
4,990	34,388	39,378	Children, Young People & Culture	31,692	14,894	46,586
18,828	1,808	20,636	Corporate Core Services	14,962	3,882	18,844
(56,090)	42,916	(13,174)	Non Service Specific	23,609	(23,136)	473
1,297	1,228	2,525	Business, Growth & Infrastructure	1,750	4,829	6,579
20,340	5,092	25,432	Operations	28,162	8,019	36,181
3,304	0	3,304	Housing General Fund	(54)	0	(54)
(6,633)	(18,829)	(25,462)	Housing Revenue Account	(3,558)	(17,293)	(20,851)
<b>42,270</b>	<b>67,416</b>	<b>109,686</b>	<b>Cost of Services</b>	<b>170,904</b>	<b>(5,785)</b>	<b>165,119</b>
(141,447)	25,743	(115,704)	Other Income and Expenditure	(148,505)	(14,202)	(162,707)
<b>(99,177)</b>	<b>93,159</b>	<b>(6,018)</b>	<b>Surplus or Deficit On Provision of Services</b>	<b>22,399</b>	<b>(19,987)</b>	<b>2,412</b>

<b>Movement in General Fund and HRA Balance</b>	<b>2020/21 £000's</b>	<b>2021/22 £000's</b>
Opening General Fund and HRA Balance	(200)	(50,149)
Surplus/Deficit on General Fund & HRA Balance in Year	(49,949)	7,644
<b>Closing General Fund and HRA Balances at 31<sup>st</sup> March</b>	<b>(50,149)</b>	<b>(42,505)</b>

## 2.2 Note to the Expenditure and Funding Analysis

This note explains the main adjustments from Net Expenditure Chargeable to the General Fund and HRA Balances to arrive at the amounts in the Comprehensive Income and Expenditure Statement:

<b>Adjustments from General Fund to arrive at the Comprehensive Income and Expenditure Statement amounts 2021/22</b>	<b>Adjustment for Capital Purposes £000's</b>	<b>Change For Pension Adjustment £000's</b>	<b>Other £000's</b>	<b>Total Adjustment £000's</b>
One Commissioning Organisation	98	2,922	0	3,020
Children, Young People & Culture	6,490	9,101	(697)	14,894
Corporate Core Services	1,028	3,454	(600)	3,882
Non Service Specific	(4,921)	0	(18,215)	(23,136)
Business, Growth & Infrastructure	3,913	916	0	4,829
Operations	3,570	4,450	0	8,020
Housing General Fund	0	0	0	0
Housing Revenue Account	(17,293)	0	0	(17,293)
<b>Net Cost of Services</b>	<b>(7,115)</b>	<b>20,843</b>	<b>(19,512)</b>	<b>(5,784)</b>
Other Income & Expenditure From the Expenditure & Funding Analysis	(21,536)	7,334	0	(14,202)
<b>Difference between General Fund Surplus or Deficit and CIES Surplus or Deficit on the Provision of Service</b>	<b>(28,650)</b>	<b>28,177</b>	<b>(19,512)</b>	<b>(19,986)</b>

Notes:

a) Adjustments for Capital Purposes – this column adds in depreciation and impairment and revaluation gains and losses in the net cost of service.

- **Other operating expenditure** – adjusts for capital disposals with a transfer of income on disposal of assets and the amounts written off for those assets.
- **Finance and investment income and expenditure** – the statutory charges for capital financing, i.e. Minimum Revenue Provision and other revenue contributions, are deducted from other income and expenditure as these are not chargeable under generally accepted accounting practices.
- **Taxation and non-specific grant income and expenditure** – capital grants are adjusted for income not chargeable under generally accepted accounting practices. Revenue grants are adjusted from those receivable during the year to those receivable without conditions or for which conditions were satisfied throughout the year. The Taxation and Non-Specific Grant Income and Expenditure line is credited with capital grants receivable in the year without conditions or for which conditions were satisfied within the year.

b) Change for Pension Adjustment – this column removes employer pension contributions and adds IAS19 Employee Benefits related expenditure and income as follows:

- **For the net cost of services** – the removal of the employer pension contributions made by the Council as allowed by statute and their replacement with current service costs and past service costs.
- **For financing and investment income and expenditure** – the net interest on the defined benefit liability is charged to the Comprehensive Income and Expenditure Statement (CIES).

c) Other – this shows the differences between amounts debited/credited to the CIES and amounts payable/receivable to be recognised under statute are set out below:

- **For financing and investment income and expenditure** - the other differences column recognises adjustments to the General Fund of the timing differences for premiums and discounts.
- **For taxation and non-specific grant income** - the charge represents the difference between what is chargeable under statute for Council Tax and Business Rates to that which was forecast to be received at the start of the year, and the income recognised under general accepted accounting practices. This is a timing difference as any difference is brought forward in the surpluses or deficits on the Collection Fund.

The table below shows the comparative information for 2020/21.

<b>Adjustments from General Fund to arrive at the Comprehensive Income and Expenditure Statement amounts 2020/21</b>	<b>Adjustment for Capital Purposes £000's</b>	<b>Change For Pension Adjustment £000's</b>	<b>Other £000's</b>	<b>Total Adjustment £000's</b>
One Commissioning Organisation	143	670	0	813
Children, Young People & Culture	10,010	2,269	22,109	34,388
Corporate Core Services	1076	784	(52)	1,808
Non Service Specific	(1,318)	0	44234	42,916.00
Business, Growth & Infrastructure	1,020	208	0	1,228
Operations	4,031	1,061	0	5,092
Housing General Fund	0	0	0	0
Housing Revenue Account	(18,829)	0	0	(18,829)
<b>Net Cost of Services</b>	<b>(3,867)</b>	<b>4,992</b>	<b>66,291</b>	<b>67,416</b>
Other Income & Expenditure From the Expenditure & Funding Analysis	20,053	5,690	0	25,743
<b>Difference between General Fund surplus or deficit and CIES Surplus or Deficit on the Provision of Service</b>	<b>16,186</b>	<b>10,682</b>	<b>66,291</b>	<b>93,159</b>

### 3 Expenditure and Income Analysed by Nature

The Council's expenditure and income is analysed as follows:

<b>Expenditure and Income Analysed by Nature</b>	<b>2020/21 £000's</b>	<b>2021/22 £000's</b>
<b>Expenditure</b>		
Employee benefits expenses	172,831	181,638
Depreciation, amortisation and impairment	(3,868)	(7,115)
Interest Payment	7,937	7,842
Precepts and levies	24,855	26,219
Housing Capital Receipts Pool Payment	1,034	1,439
Net book value of assets written out on disposal	26,116	2,318
Other expenditure	320,788	408,844
<b>Total Expenditure</b>	<b>549,693</b>	<b>621,185</b>
<b>Income</b>		
Government grants and contributions	(244,983)	(268,212)
Income from local taxation	(154,460)	(155,624)
Capital receipts on disposed assets	(591)	(4,189)
Fees, charges and other service income	(61,348)	(70,402)
Interest and Investment income	(4,234)	(4,497)
Other income	(90,095)	(115,849)
<b>Total Income</b>	<b>(555,711)</b>	<b>(618,773)</b>
<b>Deficit on the Provision of Services</b>	<b>(6,018)</b>	<b>2,412</b>

## 4 Adjustments between Accounting Basis and Funding Basis Under Regulations

This note details the adjustments that are made to the total Comprehensive Income and Expenditure recognised by the Council in the year, in accordance with proper accounting practice to the resources that are specified by statutory provisions as being available to the Council to meet future capital and revenue expenditure.

Adjustments Between Accounting Basis & Funding Basis Under Regulations	Usable Reserves 2020/21					Movement in Unusable Reserves	Usable Reserves 2021/22					Movement in Unusable Reserves
	General Fund Balance	Housing Revenue Account	Capital Receipts Reserve	Major Repairs Reserve	Capital Grant Unapplied		General Fund Balance	Housing Revenue Account	Capital Receipts Reserve	Major Repairs Reserve	Capital Grant Unapplied	
	£000's	£000's	£000's	£000's	£000's		£000's	£000's	£000's	£000's	£000's	
<b>Adjustments primarily involving the Pensions reserve</b> Reversal of items relating to retirement benefits debited or credited to the Comprehensive Income and Expenditure Statement Employer's pension contributions and direct payments to pensioners payable in the year	(28,141)	-	-	-	-	28,141	(45,423)	-	-	-	-	45,423
	17,459	-	-	-	-	(17,459)	17,246	-	-	-	-	(17,246)
<b>Adjustments primarily involving the Financial Instruments Adjustment Reserve</b> Financial Instruments	2	-	-	-	-	(2)	2	-	-	-	-	(2)
<b>Adjustments primarily involving the Collection Fund Adjustment Account</b> Amount by which Council Tax and Business Rates income credited to the Comprehensive Income and Expenditure Statement is different from council tax income calculated for the year in accordance with statutory requirements	(44,235)	-	-	-	-	44,235	18,213	-	-	-	-	(18,213)
<b>Adjustments primarily involving the Accumulated Absences Account</b> Amount by which officer remuneration charged to the Comprehensive Income and Expenditure Statement on an accruals basis is different from the remuneration chargeable in the year in accordance with statutory requirements	(650)	-	-	-	-	650	1,362	-	-	-	-	(1,362)
<b>Adjustments primarily involving the DSG Adjustment account</b>												

Transfer of Dedicated Schools Grant (DSG) over/(underspend) to the DSG Adjustment Account	(21,407)	-	-	-	-	21,407	(66)	-	-	-	-	66
<b>Adjustments involving the Capital Adjustment Account: reversal of items debited or credited to the Comprehensive Income and Expenditure statement</b>												
Depreciation, amortisation & impairment of non-current assets	(15,643)	10,278	-	-	-	5,365	(9,021)	4,735	-	-	-	4,286
Amounts of non-current assets written off on disposal or sale as part of the gain/loss on disposal to the Comprehensive Income and Expenditure Statement	(26,376)	409	-	-	-	25,967	1,277	595	-	-	-	(1,872)
Revenue Expenditure Funded from Capital under Statute	(3,369)	-	-	-	-	3,369	(4,586)	-	-	-	-	4,586
Capital grant and contributions unapplied credited to CI&E	8,553	-	-	-	(489)	(8,064)	13,476	-	-	-	-	(13,476)
<b>Adjustments primarily involving the Capital Receipts Reserve</b>												
Transfer of non-current asset sale proceeds from revenue to the Capital Receipts Reserve	-	-	(554)	-	-	554	-	-	(4,135)	-	-	4,135
Use of the Capital Receipts Reserve to finance capital expenditure	-	-	1,605	-	-	(1,605)	-	-	613	-	-	(613)
Payments to the Government Housing Receipts Pool	(1,034)	-	1,034	-	-	-	(1,445)	-	1,445	-	-	0
<b>Adjustments primarily involving the Major Repairs Reserve</b>												
Use of the Major Repairs reserve to finance capital expenditure	-	-	-	7,358	-	(7,358)				7,404		(7,404)
Transfer of Excess of Depreciation over Notional MRA to MRR	-	7,326	-	(7,326)	-	-		7,389		(7,389)		-
<b>Insertion of items not debited or credited to the Comprehensive Income and Expenditure statement</b>												
Statutory provision for the repayment of debt	2,426	-	-	-	-	(2,426)	2,602	-	-	-	-	(2,602)
Capital expenditure financed from revenue balances	48	1,195	-	-	-	(1,243)	214	5,107	-	-	-	(5,321)
<b>Adjustments primarily involving the Capital Grants unapplied Account</b>												
Application of capital grants to finance capital expenditure	-	-	-	-	863	(863)	8,293	-	-	-	(6,510)	(1,783)
<b>Total Adjustment</b>	<b>(112,367)</b>	<b>19,208</b>	<b>2,085</b>	<b>32</b>	<b>374</b>	<b>90,668</b>	<b>2,144</b>	<b>17,826</b>	<b>(2,077)</b>	<b>15</b>	<b>(6,510)</b>	<b>(11,398)</b>

## 5 Other Operating Expenditure

This note provides an analysis of other operating expenditure within the Comprehensive Income and Expenditure Statement.

Other Operating Expenditure	2020/21 £000's	2021/22 £000's
(Gain)/Loss on Disposal of Non Current (Fixed) Assets	25,525	(1,872)
Contribution of Housing Capital Receipts to Government Pool	1,034	1,440
Levies	24,855	26,219
<b>Total</b>	<b>51,414</b>	<b>25,787</b>

## 6 Financing and Investment Income and Expenditure

This note provides an analysis of financing and investment income and expenditure within the Comprehensive Income and Expenditure Statement.

Financing and Investment Income and Expenditure	2020/21 £000's	2021/22 £000's
Interest Payable and similar charges	7,937	7,596
Interest receivable and similar income	(3,850)	(4,021)
Income and expenditure in relation to investment properties	(384)	(230)
Pension Interest Cost and Expected Return on Pension Asset	5,690	7,334
<b>Total</b>	<b>9,393</b>	<b>10,679</b>

## 7 Taxation and Non-Specific Grant Income

This note provides an analysis of taxation and non-specific grant income within the Comprehensive Income and Expenditure Statement.

Taxation and Non-Specific Grant Income	2020/21 £000's	2021/22 £000's
--	-------------------	-------------------



Council Tax income	(89,668)	(95,807)
Retained Business Rates	(23,130)	(38,621)
Business Rates Top Up	(3,286)	(3,439)
Grants in lieu of Business Rates	(37,305)	(17,757)
Improved Better Care Fund	(7,404)	(7,404)
Housing & Council Tax Benefit Grants	(791)	(762)
New Homes Bonus	(458)	(253)
Independent Living Fund	(288)	(288)
Social Care Support Grant	(4,770)	(5,696)
Capital Grants and Contributions	(8,553)	(21,769)
Local Council Tax Support Grant 21/22	0	(2,081)
Lower Tier Services grant 21/22	0	(252)
Other Government Grants	(857)	(5,042)
<b>Total</b>	<b>(176,511)</b>	<b>(199,173)</b>

## 8 Material Items of Income and Expenditure

<b>Individually Material Items of Income &amp; Expenditure Item</b>	<b>2021/22 £000's</b>
<b>Total</b>	<b>0</b>

The above note contains individual items of income or expenditure that exceed materiality and have not been individually recorded on the face of the financial statements or in one of the other notes to the accounts.

For the purposes of this note, the materiality is set at £5m. There were no individual items above £5m which have not been individually disclosed.

## **9 Property, Plant and Equipment**

### **Depreciation**

The Council carried out depreciation on a straight line basis of the estimated useful life of the asset which is reviewed as part of the asset revaluing process. The asset lives have been used in the calculation of depreciation. Land is not depreciated.

- Council Dwellings – Componentised\*
- Other Land & Buildings – as estimated by the valuer
- Vehicles, Plant, Furniture & Equipment – estimated by a suitably qualified officer
- Infrastructure – Up to 25 Years

\*Council Dwellings are valued on a beacon basis, in order to ensure that the depreciation is not materially misstated the beacon lives are componentised to reflect the different rates at which the components will be consumed. For 2020/21 the estimated component lives are as follows:

- Main Structure – 50 Years
- Roof – 20 Years
- M&E – 15 Years
- Other Works – 15 Years

### **Revaluations**

The Council undertakes a rolling programme of revaluating assets no more than every 5 years, which is carried out by revaluing 20% of the Council's assets each year. In 2019/20 the Council undertook a full revaluation of assets, which was done partly by external valuers Align (80%) with the remaining 20% carried out by our in house valuers. In 2020/21 the Council has returned to its rolling programme and will continue this in 2021/22.

For the purposes of valuation materiality is set at £50k. However, in order to ensure that any assets below the materiality level which may have moved above the materiality threshold in valuation was captured, all assets above £40k were included in the valuations. There are some assets held at depreciated historical cost in the categories revalued. This is because they were either below the de-minimis level for revaluation or because purchases of new assets and additions to assets, which were below de-minimis during 2020/21, means that they have yet to be revalued. This will take place in subsequent years.

	<b>Vehicles, Plant &amp; Equipment</b>	<b>Surplus Assets</b>	<b>Other Land &amp; Buildings</b>	<b>Infrastructure Assets</b>	<b>Council Dwellings</b>	<b>Community Assets</b>	<b>Assets Under Construction</b>
Depreciated Historical Cost	7,612	1,621	2,983	45,022		4,324	8,884
Valued at Current Value:							
31.03.2020	1,259	10,280	82,164			53	
31.03.2021		2,003	47,968				
31.03.2022		7,529	85,711		293,215		
	8,871	21,433	218,826	45,022	293,215	4,377	8,884

Property, Plant and Equipment Note 2020/21	Assets Under Construction	Community Assets	Council Dwellings	Infrastructure Assets	Other Land & Buildings	Surplus Assets	Vehicles, Plant & Equipment	TOTAL
	£000's	£000's	£000's	£000's	£000's	£000's	£000's	£000's
<b>Certified Value as at 1st April 2020</b>	<b>6,252</b>	<b>5,364</b>	<b>256,602</b>	<b>70,161</b>	<b>247,657</b>	<b>19,712</b>	<b>17,875</b>	<b>623,623</b>
Additions & Acquisitions	4,991	92	7,943	4,450	3,120	261	1,627	<b>22,484</b>
Revaluations Recognised in the Revaluation Reserve	-	-	5,161	-	(1,277)	(1)	-	<b>3,883</b>
Revaluations Recognised in the Surplus/Deficit on the Provision of Services	-	-	11,684	-	(2,690)	(6)	-	<b>8,988</b>
Disposals	(1,299)	-	(1,591)	-	(23,921)	(99)	-	<b>(26,910)</b>
Reclassifications & Asset Transfers	(4,987)	-	1,664	1,001	3,453	87	-	<b>1,218</b>
<b>Movement in Cost/Valuation</b>	<b>(1,295)</b>	<b>92</b>	<b>24,861</b>	<b>5,451</b>	<b>(21,315)</b>	<b>242</b>	<b>1,627</b>	<b>9,663</b>
<b>Amount as at 31st March 2021</b>	<b>4,957</b>	<b>5,456</b>	<b>281,463</b>	<b>75,612</b>	<b>226,342</b>	<b>19,954</b>	<b>19,502</b>	<b>633,286</b>
<b>Accumulated Depreciation &amp; Impairments as at 1st April 2020</b>	<b>(270)</b>	<b>(2,146)</b>	<b>(13,818)</b>	<b>(34,310)</b>	<b>(6,581)</b>	<b>(775)</b>	<b>(12,517)</b>	<b>(70,417)</b>
Depreciation charged in year	-	-	(7,388)	(1,951)	(4,506)	-	(1,039)	<b>(14,884)</b>
Depreciation written out to the Revaluation Reserve	-	-	7,082	-	831	-	-	<b>7,913</b>
Depreciation written out to Surplus/Deficit on Provision of Services	-	-	1	-	438	-	-	<b>439</b>
Depreciation Written out on Disposal	-	-	30	-	412	-	-	<b>442</b>
Reclassifications & Asset Transfers	-	-	-	-	-	-	-	<b>0</b>
Impairments Written Out on Revaluation	-	-	6,706					<b>6,706</b>
Impairments Written Out on Sale of Asset	-	-	479					<b>479</b>
Impairments Written to Revaluation Reserve	-	-	(7,081)	-	(2,999)	-	-	<b>(10,080)</b>
Impairments Recognised in the Surplus/Deficit on the Provision of Services	-	-	(725)	-	(4,785)	-	-	<b>(5,510)</b>
<b>Movement in Depreciation &amp; Impairment</b>	<b>-</b>	<b>-</b>	<b>(896)</b>	<b>(1,951)</b>	<b>(10,609)</b>	<b>-</b>	<b>(1,039)</b>	<b>(14,495)</b>
<b>Amount as at 31st March 2021</b>	<b>(270)</b>	<b>(2,146)</b>	<b>(14,714)</b>	<b>(36,261)</b>	<b>(17,190)</b>	<b>(775)</b>	<b>(13,556)</b>	<b>(84,912)</b>
<b>Opening NBV</b>	<b>5,982</b>	<b>3,218</b>	<b>242,784</b>	<b>35,851</b>	<b>241,076</b>	<b>18,937</b>	<b>5,358</b>	<b>553,206</b>
<b>Total Movement</b>	<b>(1,295)</b>	<b>92</b>	<b>23,965</b>	<b>3,500</b>	<b>(31,924)</b>	<b>242</b>	<b>588</b>	<b>(4,832)</b>
<b>Closing NBV</b>	<b>4,687</b>	<b>3,310</b>	<b>266,749</b>	<b>39,351</b>	<b>209,152</b>	<b>19,179</b>	<b>5,946</b>	<b>548,374</b>

The following table is provided for comparative purposes:

Property, Plant and Equipment Note 2021/22	Assets Under Construction	Community Assets	Council Dwellings	Infrastructure Assets	Other Land & Buildings	Surplus Assets	Vehicles, Plant & Equipment	TOTAL
	£000's	£000's	£000's	£000's	£000's	£000's	£000's	£000's
<b>Certified Value as at 1st April 2021</b>	<b>4,957</b>	<b>5,456</b>	<b>281,463</b>	<b>75,612</b>	<b>226,342</b>	<b>19,954</b>	<b>19,502</b>	<b>633,286</b>
Additions & Acquisitions	5,398	1,067	12,647	7,779	10,504	24	3,974	<b>41,393</b>
Revaluations Recognised in the Revaluation Reserve	-	-	15,821	-	2,410	2,251	-	<b>20,482</b>
Revaluations Recognised in the Surplus/Deficit on the Provision of Services	-	-	-	-	(1,238)	(24)	-	<b>(1,262)</b>
Disposals	(1,201)	-	(1,938)	-	(373)	-	-	<b>(3,512)</b>
Reclassifications & Asset Transfers	-	-	-	-	(4)	-	-	<b>(4)</b>
Movement in Cost/Valuation	4,197	1,067	26,530	7,779	11,299	2,251	3,974	57,097
<b>Amount as at 31st March 2022</b>	<b>9,154</b>	<b>6,523</b>	<b>307,993</b>	<b>83,391</b>	<b>237,641</b>	<b>22,205</b>	<b>23,476</b>	<b>690,383</b>
<b>Accumulated Depreciation &amp; Impairments as at 1st April 2021</b>	<b>(270)</b>	<b>(2,146)</b>	<b>(14,714)</b>	<b>(36,261)</b>	<b>(17,190)</b>	<b>(775)</b>	<b>(13,556)</b>	<b>(84,912)</b>
Depreciation charged in year	-	-	(7,436)	(2,108)	(4,239)	-	(1,049)	<b>(14,832)</b>
Depreciation written out to the Revaluation Reserve	-	-	7,309	-	2,615	-	-	<b>9,924</b>
Depreciation written out to Surplus/Deficit on Provision of Services	-	-	-	-	-	-	-	<b>0</b>
Depreciation Written out on Disposal	-	-	47	-	6	-	-	<b>53</b>
Reclassifications & Asset Transfers	-	-	-	-	4	-	-	<b>4</b>
Impairments Written Out on Revaluation	-	-	-	-	-	-	-	<b>0</b>
Impairments Written Out on Sale of Asset	-	-	-	-	-	-	-	<b>0</b>
Impairments Written to Revaluation Reserve	-	-	-	-	-	-	-	<b>0</b>
Impairments Recognised in the Surplus/Deficit on the Provision of Services	-	-	-	-	-	-	-	<b>0</b>
Movement in Depreciation & Impairment	-	-	(80)	(2,108)	(1,614)	0	(1,049)	<b>(4,851)</b>
<b>Amount as at 31st March 2022</b>	<b>(270)</b>	<b>(2,146)</b>	<b>(14,794)</b>	<b>(38,369)</b>	<b>(18,804)</b>	<b>(775)</b>	<b>(14,605)</b>	<b>(89,763)</b>
<b>Opening NBV</b>	<b>4,687</b>	<b>3,310</b>	<b>266,749</b>	<b>39,351</b>	<b>209,152</b>	<b>19,179</b>	<b>5,946</b>	<b>548,374</b>
<b>Total Movement</b>	<b>4,197</b>	<b>1,067</b>	<b>26,450</b>	<b>5,671</b>	<b>9,685</b>	<b>2,251</b>	<b>2,925</b>	<b>52,246</b>
<b>Closing NBV</b>	<b>8,884</b>	<b>4,377</b>	<b>293,199</b>	<b>45,022</b>	<b>218,837</b>	<b>21,430</b>	<b>8,871</b>	<b>600,620</b>

## 10 Heritage Assets

<b>Heritage Assets</b>	<b>Artifacts and Gifts £000's</b>	<b>Pictures £000's</b>	<b>Civic Regalia £000's</b>	<b>Total Assets £000's</b>
<b>Cost or Valuation 1 April 2020</b>	31	23,931	629	24,591
Revaluation Gains/(Losses) Recognised in the Revaluation Reserve	-	1,762	-	1,762
Additions	-	-	-	-
<b>31 March 2021</b>	<b>31</b>	<b>25,693</b>	<b>629</b>	<b>26,353</b>
<b>Cost or Valuation 1 April 2020</b>	31	25,693	629	26,353
Revaluation Gains/(Losses) Recognised in the Revaluation Reserve	-	0	-	0
Additions	-	-	-	0
<b>31 March 2022</b>	<b>31</b>	<b>25,693</b>	<b>629</b>	<b>26,353</b>

Heritage assets are defined as assets intended to be preserved in trust for future generations because of their cultural, environmental or historical association. They are held by the councils in pursuit of our overall objectives in relation to the maintenance of our local heritage. These include Civic Regalia, Artefacts and various gifts & bequests some of which are held in the Museum and Art Gallery. These are recognised and measured, including treatment of revaluation gains and losses, in accordance with the Council's accounting policies on Property Plant and Equipment.

Heritage assets are deemed to have an indefinite life, therefore are not depreciated as the charge made would be minimal and immaterial. Nevertheless, where there is evidence of physical deterioration to a Heritage Asset, or doubts arise to its authenticity, the value of the asset has to be reviewed. Any impairment is recognised and measured in accordance with the Council's general policies on impairment.

### Further Information On The Collections

The two principal collections of heritage assets held in Bury Art Museum & Sculpture Centre are:

Fine and Decorative Art - this collection consists of over 1,800 artworks including oil paintings, watercolours, prints, sculpture and other mixed media works. Of particular interest and value are the oil painting, 'Calais Sands: Poissards Gathering Bait' and 4 watercolours by J.M.W. Turner. The collection also has significant paintings by Clausen, Landseer, Riviere and Lady Butler. A selection of works are displayed at Bury Art Museum & Sculpture Centre and works not on display are kept in store and available to view by appointment. Images and information about paintings is available to view on the Art UK searchable website (<https://www.artuk.org/visit/venues/bury-art-museum-6547>) and also our own website (<https://www.buryartmuseum.co.uk>)

Social History – This collection consists of around 60,000 items and is of significant value as material evidence of the social history of Bury and its people. The collections relate to the area's archaeology, industrial and domestic history and include ephemera representing the everyday life of the Borough. The founding collection included natural history, geology, and ethnography. Some objects from the collections are of significant historical importance, such as a Thomas Lees long case clock, George III Spade Guineas, Sir Robert Peel's cradle, Bronze Age urns, a Roman bracelet and coins, 2 Celtic heads, Hutchinson family furniture, African ivories, Wedgwood vases and one hundred pieces of Pilkington's Royal Lancastrian pottery.

Civic Regalia - forms part of the Social History Collection and is stored in the Strong Room.

Other Heritage Assets - Additionally, the Authority has in its care three Historic Buildings that are classed as Heritage Assets these carried in the accounts at a nominal value only and are named as the Radcliffe Tower in Radcliffe, The Dungeon in Tottington and Rodger Worthington's Grave in Hawkshaw.

## 11 Investment Properties

The following table identifies items of income and expense that have been accounted for in the Financing and Investment Income and Expenditure line in the Comprehensive Income and Expenditure Statement.

<b>Items accounted for in the Financing &amp; Investment Income &amp; Expenditure - CIES</b>	<b>2020/21 £000's</b>	<b>2021/22 £000's</b>
Rental income from investment property	(497)	(476)
Direct operating expenses arising from investment property	113	246
<b>Net Gain</b>	<b>(384)</b>	<b>(230)</b>

There are no restrictions on the Council's ability to realise the value inherent in its investment property or on the Council's right to the remittance of income and the proceeds of disposal. The Council has no contractual obligations to purchase, construct or develop investment property or to repair, maintain or enhance it. However, we are currently paying the business rates, utilities and maintenance costs on an empty investment property.

The following table summarises the movement in the fair value of investment properties over the year:

<b>Investment Properties</b>	<b>2020/21 Investment Properties £000's</b>	<b>2021/22 Investment Properties £000's</b>
<b>Certified Valuation or Cost at 1 April</b>	<b>18,977</b>	<b>16,708</b>
Additions in Year	87	5
Disposals in Year	(57)	0
Reclassifications of Assets	(1,580)	0
Net Gain (Loss) from fair value adjustment	(739)	297
<b>At 31 March</b>	<b>16,708</b>	<b>17,010</b>

## Fair Value Hierarchy

All of the Council's investment properties have been value assessed as Level 2 on the fair value hierarchy for valuation purposes (please refer to accounting policy – fair value measurement for more information)

## Valuation Techniques Used to Determine Level 2 Fair Values for Investment Properties

The fair value of investment properties has been measured using a market approach, which takes into account quoted prices for similar assets in active markets, existing lease terms and rentals, research into market evidence including market rentals and yields, the covenant strength for existing tenants, and data and market knowledge gained in managing the Council's Investment Asset portfolio. Market conditions are such that similar properties are actively purchased and sold and the level of observable inputs are significant, leading to the properties being categorised as level 2 on the fair value hierarchy. There has been no change in the valuation techniques used during the year for investment properties.

## Highest and Best Use

In Council's estimates the fair value of our investment properties by taking the highest and best use value of the asset at the balance sheet date.

## 12 Intangible Assets

The Council regards the cost of purchased software as an intangible asset, which is carried at the historical cost of purchase and amortised over its expected useful life. Economic lives for the purposes of amortisation have been assessed at 5 and 10 years as per the Council's accounting policies.

<b>Intangible Assets</b>	<b>Software Licences</b>
	<b>£000's</b>
<b>Certified Valuation or Cost at 01/04/2021</b>	3,745
Amortisation to 1 April 2021	(474)
<b>Balance at 1 April 2021</b>	<b>3,271</b>
<b>Purchase in Year</b>	951
Reclassifications in Year	
Amortisation in Year	(679)
<b>Balance at 31 April 2022</b>	<b>3,543</b>



### 13 Financial Instruments

A financial instrument is a contract that gives rise to a financial asset of one entity and a financial liability or equity instruments of another entity. Non exchange transactions, such as those relating to taxes and government grants, do not give rise to financial instruments.

The following categories of financial instrument are carried in the Balance Sheet:

#### Financial Assets

Financial Assets	Non-Current				Current				Total
	Investments		Debtors		Investments		Debtors		
	31 <sup>st</sup> March	31 <sup>st</sup> March	31 <sup>st</sup> March	31 <sup>st</sup> March	31 <sup>st</sup> March	31 <sup>st</sup> March	31 <sup>st</sup> March	31 <sup>st</sup> March	31 <sup>st</sup> March
	2021 £000s	2022 £000s	2021 £000s	2022 £000s	2021 £000s	2022 £000s	2021 £000s	2022 £000s	2022 £000s
<b>Amortised Cost</b>									
Principal	-	-	44,142	47,712	500	5,500	-	-	53,212
Investment Accrued Interest	-	-	-	-	21	4	-	-	4
Cash & Cash Equivalents (CCE)	-	-	-	-	11,036	34,766	-	-	34,766
CCE Accrued Interest	-	-	-	-	8	7	-	-	7
Debtors	-	-	-	-	-	-	40,728	39,405	39,405
<b>Amortised Cost Total</b>	-	-	44,142	47,712	11,565	40,277	40,728	39,405	127,394
<b>Fair Value through other comprehensive income - designated equity instruments</b>	-	-	-	-	-	-	-	-	-
<b>Fair Value through other comprehensive income - other</b>	37,700	38,200	-	-	-	-	-	-	38,200
<b>Total Financial Assets</b>	37,700	38,200	44,142	47,712	11,565	40,277	40,728	39,405	165,594
Non - Financial Assets	-	-	-	-	-	-	22,269	20,663	20,663
<b>Total</b>	<b>37,700</b>	<b>38,200</b>	<b>44,142</b>	<b>47,712</b>	<b>11,565</b>	<b>40,277</b>	<b>62,997</b>	<b>60,068</b>	<b>186,257</b>

## Financial Liabilities

Financial Liabilities	Non-Current		Current				Total
	Borrowings		Borrowings		Creditors		31st March 2022
	31st March 2021	31st March 2022	31st March 2021	31st March 2022	31st March 2021	31st March 2022	
	£000's	£000's	£000's	£000's	£000's	£000's	
<b>Amortised Cost</b>							
Borrowings - PWLB	145,526	162,336	190	3,190	-	-	165,526
Borrowings - Market Debt	55,300	45,300	5,000	10,000	-	-	55,300
Borrowings - Temporary Loans	-	-	-	-	-	-	-
Loans Accrued Interest	-	-	1,202	1,154	-	-	1,154
Market Loans Effective Interest Rate Adjustment	269	267	-	-	-	-	267
PFI, Finance lease and transferred debt	997	17	-	-	-	-	17
Creditors	-	-	-	-	28,430	34,330	34,330
<b>Total Financial Liabilities</b>	<b>202,092</b>	<b>207,920</b>	<b>6,392</b>	<b>14,344</b>	<b>28,430</b>	<b>34,330</b>	<b>256,594</b>
Non - Financial Liabilities	-	-	-	-	15,036	16,025	16,025
<b>Total</b>	<b>202,092</b>	<b>207,920</b>	<b>6,392</b>	<b>14,344</b>	<b>43,466</b>	<b>50,355</b>	<b>272,619</b>

## Investments in Equity Instruments Designated at Fair Value through other Comprehensive Income

With the introduction of IFRS 9 the Council has designated the following equity at 31 March 2022 as fair value through other comprehensive income:

Investments in equity instruments designated at fair value through other comprehensive income	Nominal	Fair Value	Change in fair value during 2021/22	Dividend 2021/22
	£000's	£000's	£000's	£000's
Manchester Airport Shares	10,214	33,400	1,400	-
Manchester Airport Car Park (1) Limited	5,610	4,800	(900)	-

The Council holds 3.22% shares in Manchester Airport Holdings Ltd, the shareholding is a strategic investment and not held for trading and therefore the Council has opted to designate it as fair value through Other Comprehensive Income. This would mean that there is no impact on the revenue budget and the decision to designate to fair value through other comprehensive income is irrevocable. Any gains or losses on the valuation of the shareholding will therefore be transferred to a Financial Instruments Revaluation Reserve.

### Items of Income, Expense, Gains or Losses

The gains and losses recognised in the Comprehensive Income and Expenditure Statement in relation to financial instruments are made up as follows:

Items of Income, Expense, Gains or Losses	2020/21			2021/22		
	Surplus or Deficit on the provision of services £000's	Other Comprehensive Income & Expenditure £000's	Total £000's	Surplus or Deficit on the provision of services £000's	Other Comprehensive Income & Expenditure £000's	Total £000's
Net gains / losses on: Financial Assets measured at fair value through other comprehensive income	-	1,890	1,890	-	500	500
<b>Total net gains / (losses)</b>	<b>-</b>	<b>1,890</b>	<b>1,890</b>	<b>-</b>	<b>500</b>	<b>500</b>
Interest income: Financial Assets measured at amortised cost	2,974	-	2,974	4,497	-	4,497
Other Financial Assets measured at fair value through other comprehensive income	-	-	-	-	-	-
<b>Total interest income</b>	<b>2,974</b>	<b>-</b>	<b>2,974</b>	<b>4,497</b>	<b>-</b>	<b>4,497</b>
<b>Interest expense</b>	<b>(7,810)</b>	<b>-</b>	<b>(7,810)</b>	<b>(7,665)</b>	<b>-</b>	<b>(7,665)</b>

## Fair Value of Financial Instruments

Some of the Council's financial assets are measured in the Balance Sheet at fair value on a recurring basis and are described in the following table, including the valuation techniques used to measure them.

<b>Recurring fair value measurements</b>	<b>Input level in fair value hierarchy</b>	<b>Valuation technique used to measure fair value</b>	<b>As at 31/03/2021 Fair Value £000's</b>	<b>As at 31/03/2022 Fair Value £000's</b>
<b>Fair Value through other Comprehensive Income</b>				
Manchester Airport	Level 2	Earnings Based	37,700	38,200
<b>Total</b>			<b>37,700</b>	<b>38,200</b>

The Council holds a 3.22% share in Manchester Airport Holdings Limited (MAHL). The shares in this company are not traded in an active market; however, the fair value shown above is based on a high degree of comparability to listed company data including any movement in share prices. An earnings-based method has been employed which takes as its basis for the profitability of the company, assessing its historic earnings and arriving at a view of "maintainable" or "prospective" earnings.

The method involves the application of a price earnings ratio to maintainable or prospective earnings or post tax profits and draws on data from comparable quoted companies. The data is then adjusted by discount factors to allow for the fact that the shares are not publicly traded and that the Council holds a minority interest with no voting rights. These unobservable inputs have been developed using the best information about the assumptions that the market participants would use when pricing the asset.

The valuation has been made using annual audited accounts of MAHL for the annual periods between 2015 and 2018/19 along with interim 6 month reports for the period ending 30 September 2021. These shares are subject to annual valuation. In 2021/22 this has seen an increase in value of £0.500m.

Fair Values of Financial Assets and Financial Liabilities that are not measured at Fair Value

Except for the financial assets carried at fair value (described in the table above), all other financial liabilities and financial assets represented by loans and receivables and long-term debtors and creditors are carried on the Balance Sheet at amortised cost. Their fair value can be assessed by calculating the present value of the cash flows that take place over the remaining life of the instruments (Level 2) using the following assumptions:

- For loans from the Public Works Loan Board (PWLB) payable, borrowing rates from the PWLB have been applied to provide the fair value under PWLB debt redemption procedures.
- For non-PWLB loans payable, prevailing market rates have been applied to provide the fair value under PWLB debt redemption procedures;
- For loans receivable prevailing benchmark market rates have been used to provide the fair value;
- No early repayment or impairment is recognised;

- Where an instrument has a maturity of less than 12 months or is a trade or other receivable the fair value is taken to be carrying amount or the billed amount.

The fair values are calculated as follows:

<b>The Fair Values of Financial Liabilities that are not measured at Fair Value</b>	<b>31st March 2021</b>		<b>31st March 2022</b>	
	<b>Carrying amount £000's</b>	<b>Fair value £000's</b>	<b>Carrying amount £000's</b>	<b>Fair value £000's</b>
PWLB Loans	146,447	180,481	166,258	198,497
LOBO/Market Loans	61,037	84,254	55,986	77,274
Temporary Loans	-	-	-	-
Local Bonds	3	3	3	3
Short-term Creditors	28,430	28,430	34,330	34,330
<b>Financial liabilities</b>	<b>235,917</b>	<b>293,168</b>	<b>256,577</b>	<b>310,104</b>

The fair value of the liabilities is greater than the carrying amount because the Council's portfolio of loans includes a number of fixed rate loans where the interest rate payable is higher than the rates available for similar loans at the Balance Sheet date. This shows a notional future loss (based on economic conditions at 31 March 2022) arising from a commitment to pay interest to lenders above current market rates.

<b>The Fair Values of Financial Assets that are not measured at Fair Value</b>	<b>31st March 2021</b>		<b>31st March 2022</b>	
	<b>Carrying amount £000's</b>	<b>Fair value £000's</b>	<b>Carrying amount £000's</b>	<b>Fair value £000's</b>
Cash & Cash Equivalents	11,044	11,044	34,773	34,780
Short-term Investments	521	521	5,504	5,504
Short-term Debtors	40,728	40,728	39,405	39,405
Long-term Debtors	44,142	110,046	47,712	
<b>Financial Assets</b>	<b>96,435</b>	<b>162,339</b>	<b>127,394</b>	<b>79,689</b>

The fair value of the assets is greater than the carrying amount because the Council's portfolio of investments includes a number of fixed rate loans where the interest rate receivable is higher than the rates available for similar loans in the market at the Balance Sheet date. This guarantee to receive interest above current market rates increases the amount that the Council would receive if it agreed to early repayment of loans.

Short-term debtors and creditors are carried at cost as this is a fair approximation of their value.

## Fair Value hierarchy for Financial Assets and Financial Liabilities that are not measured at Fair Value

<b>31st March 2022</b>	<b>Other significant observable inputs (Level 2)</b>
<b>Recurring fair value measurements using:</b>	<b>£000</b>
<b>Financial liabilities</b>	
Financial liabilities held at amortised cost:	
PWLB	162,333
Non- PWLB	45,570
Short term debt	14,344
PFI and finance lease liability	17
<b>Total</b>	<b>222,264</b>
<b>Financial assets</b>	
Financial assets held at amortised cost	40,277
<b>Total</b>	<b>40,277</b>

<b>31st March 2021</b>	<b>Other significant observable inputs (Level 2)</b>
<b>Recurring fair value measurements using:</b>	<b>£000</b>
<b>Financial liabilities</b>	
Financial liabilities held at amortised cost:	
PWLB	145,522
Non- PWLB	55,572
Short term debt	6,392
PFI and finance lease liability	997
<b>Total</b>	<b>208,483</b>
<b>Financial assets</b>	
Financial assets held at amortised cost	11,565
<b>Total</b>	<b>11,565</b>

The fair value for financial liabilities and financial assets that are not measured at fair value included in Levels 2 and 3 in the table above have been arrived at using a discounted cash flow analysis with the most significant inputs being the discount rate detailed.

## Nature and Extent of Risks Arising from Financial Instruments

The Council's activities expose it to a variety of financial risks. The key risks are:

- Credit risk – the possibility that other parties might fail to pay amounts due to the Council;
- Liquidity risk – the possibility that the Council might not have funds available to meet its commitments to make payments;
- Re-financing risk – the possibility that the Council might be requiring to renew a financial instrument on maturity at disadvantageous interest rates or terms;
- Market risk – the possibility that financial loss might arise for the Council as a result of changes in such measures as interest rates or stock market movements.

## **Overall Procedures for Managing Risk**

The Council's management of treasury risks actively works to minimise the Council's exposure to the unpredictability of financial markets and to protect the financial resources available to fund services. The Council has fully adopted CIPFA's Code of Treasury Management Practices and has written principles for overall risk management as well as written policies and procedures covering specific areas such as credit risk, liquidity risk and market risk.

### **Credit Risk**

Credit risk arises from deposits with banks and financial institutions, as well as credit exposures to the Council's customers.

This risk is minimised through the Annual Treasury Management Strategy, which requires that deposits are not made with financial institutions unless they meet identified minimum credit criteria, in accordance with the Fitch, Moody's and Standard & Poor's Credit ratings Services. The Annual Investment Strategy also considers maximum amounts and time limits with a financial institution.

This Council uses the creditworthiness service provided by Link Asset Services. This service uses a sophisticated modelling approach with credit ratings from all three rating agencies, forming the core element. However it does not rely solely on the current credit ratings of counterparties but also uses the following as overlays:

- Credit watches and credit outlooks from credit rating agencies;
- Credit Default Swap spreads to give early warning of likely changes in credit ratings; and
- Sovereign ratings to select counterparties from only the most creditworthy countries.

The full Investment Strategy for 2021/22 was approved by Council on 26/2/20 and is available on the Council's website.

Customers for goods and services are assessed, taking into account their financial position, past experience and other factors, with individual credit limits being set in accordance with individual credit limits being set in accordance with parameters set by the Council.

The council has a total of £40.277m deposited with a number of financial institutions as 31 March 2022. The Council's maximum exposure to credit risk in relation to this amount cannot be assessed generally as the risk of any institution failing to make interest payments or repay the principal sum will be specific to each individual institution. Recent experience has shown that it is rare for such entities to be unable to meet their commitments. A risk of irrecoverability applies to all of the Council's deposits, but there was no evidence at the 31 March 2022 that this was likely to crystallise.

The Council does not generally invest in quoted equity shares where there is an active market. It does have a shareholdings valued at £38.2m in the Manchester Airport Group. The Council is therefore exposed to the risk of a loss in the valuation of its investments arising as a result of poor performance by the Group. The Council would not normally attempt to spread its risk by diversifying its portfolio.

### Expected Credit Loss Model

The Council recognises expected credit losses on all its financial assets held at amortised cost (or where relevant FVOCI), either on a 12-month or lifetime basis. The expected credit loss model also applies to lease receivables and contract assets. Only lifetime losses are recognised for trade receivables (debtors) held by the Council.

Impairment losses are calculated to reflect the expectation that the future cash flows might not take place because the borrower could default on their obligations. Credit risk plays a crucial part in assessing losses. Where risk has increased significantly since an instrument was initially recognised, losses are assessed on a lifetime basis. Where risk has not increased significantly or remains low, losses are assessed on the basis of 12-month expected losses.

We have assessed the Council's investments (all short-term) and concluded that the expected credit loss is not material therefore no allowances have been made.

Amounts Arising from Expected Credit Losses	Amounts at 31 March 2022	Historical experience of default	Historical experience adjusted for market conditions as at 31 March 2022	Estimated maximum exposure to default and uncollectability
	£000's	%	%	£000s
Deposits with banks and other financial institutions	40,277	0.00%	0.00%	-
Bonds and other securities	-	0.00%	0.00%	-
Sundry Debtors	39,405	0.53%	0.53%	209
<b>Total</b>	<b>79,682</b>			<b>209</b>

No credit limits were exceeded during the reporting period and the Council does not expect any losses from non-performance by any of its counterparties in relation to deposits and bonds.

The Council does not generally allow extended credit for customers, but some of the current balances is past its due date for payment. The past due but not impaired amount can be analysed by age as follows:

Aged Debt Analysis	31 March 2022
	£000's
Less than three months	7,680
Three to four months	4,157
Four months to one year	5,349
More than one year	6,843
<b>Total</b>	<b>24,029</b>



## Liquidity Risk

The Council manages its liquidity position through the risk management procedures above (the setting and approval of prudential indicators and the approval of the treasury and investment strategy reports), as well as through a comprehensive cash flow management system, as required by the CIPFA Code of Practice. This seeks to ensure that cash is available when needed.

The Council has ready access to borrowings from the money markets to cover any day to day cash flow need, and the PWLB and money markets for access to longer term funds. The Council is also required to provide a balanced budget through the Local Government Finance Act 1992, which ensures sufficient monies are raised to cover annual expenditure. There is therefore no significant risk that it will be unable to raise finance to meet its commitments under financial instruments.

The maturity analysis of financial assets is as follows:

<b>Maturity Analysis of Financial Assets</b>	<b>31 March 2021</b>	<b>31 March 2022</b>
	<b>£000's</b>	<b>£000's</b>
Less than 1 year	74,560	100,364
Between 2 and 3 years	-	-
Between 1 and 2 years	-	-
More than 3 years	81,842	85,912
<b>Total</b>	<b>156,402</b>	<b>186,276</b>

## Refinancing and Maturity Risk

The Council maintains a significant debt and investment portfolio. Whilst the cash flow procedures above are considered against the refinancing risk procedures, longer-term risk to the Council relates to managing the exposure to replacing financial instruments as they mature. This risk relates to both the maturing of longer term financial liabilities and longer term financial assets.

The approved treasury indicator limits for the maturity structure of debt and the limits placed on investments placed for greater than one year in duration are the key parameters used to address this risk. The Council approved treasury and investment strategies address the main risks and the central treasury team address the operational risks within the approved parameters. This includes:

- Monitoring the maturity profile of financial liabilities and amending the profile through either new borrowing or the rescheduling of the existing debt; and
- Monitoring the maturity profile of investments to ensure sufficient liquidity is available for the Council's day to day cash flow needs, and the spread of longer term investments provide stability of maturities and returns in relation to the longer term cash flow needs.

The maturity analysis of financial liabilities is as follows:

<b>Maturity Analysis of Financial Liabilities</b>	<b>31 March 2021</b> <b>£000's</b>	<b>31 March 2022</b> <b>£000's</b>
Less than 1 year	6,391	14,154
1 - 2 years	13,000	5,000
2 - 5 years	7,300	2,850
5 - 10 years	5,550	51,000
More than 10 years	175,245	149,243
<b>Total</b>	<b>207,486</b>	<b>222,247</b>

Of the £38m of Lender Option Borrower Option (LOBO) loans, all loans mature in more than 10 years (the average maturity time being 48 years).

While the terms of the LOBO state that loans could be recalled within 12 months; this has never happened and is something we deem to be highly unlikely. We have therefore taken the decision to disclose these as long-term liabilities as they are very likely to be on our balance sheet for a period of greater than 12 months and so the classification of long-term creditors provides the most realistic status of these loans to the users of the accounts.

## Market Risk

The Council is exposed to market risk in terms of its exposure that the value of an instrument will fluctuate because of changes in:

- Interest rate risk;
- Price risk; and
- Foreign Exchange rate risk

## Interest Rate Risk

The Council is exposed to interest rate movements on its borrowings and investments. Movements in interest rates have a complex impact on the Council, depending on how variable and fixed interest rates move across differing financial instrument periods. For instance, a rise in variable and fixed interest rates would have the following effects:

- Borrowings at variable rates – the interest expense charged to the Comprehensive Income and Expenditure Statement will rise;
- Borrowings at fixed rates – the fair value of the borrowing will fall (no impact on revenue balances);
- Investments at variable rates – the interest income credited to the Comprehensive Income and Expenditure Statement will rise; and
- Investments at fixed rates – the fair value of the assets will fall (no impact on revenue balances).

Borrowings are not carried at fair value on the balance sheet, so nominal gains and losses on fixed rate borrowings would not impact on the Surplus or Deficit on the Provision of Services or Other Comprehensive Income and Expenditure. However, changes in interest payable and receivable on variable rate borrowings and investments will be posted to the Surplus or Deficit on the Provision of Services and affect the General Fund Balance. Movements in the fair

value of fixed rate investments that have a quoted market price will be reflected in the Other Comprehensive Income and Expenditure Statement.

The Council has a number of strategies for managing interest rate risk. The Annual Treasury Management Strategy draws together Council's prudential and treasury indicators and its expected treasury operations, including an expectation of interest rate movements. From this Strategy a treasury indicator is set which provides maximum limits for fixed and variable interest rate exposure. The central treasury team will monitor market and forecast interest rates within the year to adjust exposures appropriately. For instance during periods of falling interest rates, and where economic circumstances make it favourable, fixed rate investments may be taken for longer periods to secure better long term returns, similarly the drawing of longer term fixed rates borrowing would be postponed.

According to this investment strategy, at 31 March 2022, if all interest rates had been 1% higher (with all other variables held constant) the financial effect would be:

<b>Interest Rate Risk 2021/22</b>	<b>£000's</b>
Increase in interest payable on variable rate borrowings	330
Increase in interest receivable on variable rate investments	(297)
<b>Impact on Surplus or Deficit on the Provision of Services</b>	<b>33</b>
Decrease in fair value of fixed rate investment assets	-
<b>Impact on Other Comprehensive Income and Expenditure</b>	<b>-</b>
Decrease in fair value of fixed rate borrowing liabilities (no impact on the Surplus or Deficit on the Provision of Services or Other Comprehensive Income and Expenditure)	38,371

The approximate impact of a 1% fall in interest rates would be as above but with the movements being reversed. These assumptions are based on the same methodology as used in the Note – Fair value of Assets and Liabilities carried at Amortised Cost.

## Price Risk

The Council does not generally invest in equity shares but does have shareholdings to the value of £32.070m in local industry. Whilst these holdings are generally illiquid, the Council is exposed to losses arising from movements in the price of the shares.

As the shareholdings have arisen in the acquisition of specific interests, the Council is not in a position to limit its exposure to price movements by diversifying its portfolio. Instead it only acquires shareholdings in return for "open book" arrangements with the company concerned so that the Council can monitor factors that might cause a fall in the value of specific shareholdings.

Of the shares mentioned above, £32.070m has been elected as Fair Value through Other Comprehensive Income, meaning that all movements in price will impact on gains and losses recognised in the Financial Instruments Revaluation Reserve. A general shift of 5% in the general price of shares (positive or negative) would thus have resulted in a £1.604m gain or loss being recognised in the Financial Instruments Revaluation Reserve.

## Foreign Exchange Risk

The Council has no financial assets or liabilities denominated in foreign currencies and thus has no exposure to loss arising from movements in exchange rates.

## 14 Analysis of Short and Long Term Debtors

The Council's short-term debtors (net of the provision for bad and doubtful debts) are as follows:

<b>Analysis of Short Term Debtors</b>	<b>2020/21 £000</b>	<b>2021/22 £000</b>
Central Government Bodies	5,990	5,557
Other Local Authorities	1,505	3,689
NHS Bodies	6,457	7,615
Payments in Advance	2,779	2,396
Capital Debtors	695	130
Collection Fund	32,053	31,689
Bodies External to General Government	33,637	31,531
<b>Gross Debtors Total</b>	<b>83,116</b>	<b>82,607</b>
Less : Impairment allowance for bad and doubtful debts	(20,119)	(22,520)
<b>Net Debtors</b>	<b>62,997</b>	<b>60,088</b>

The Council's long-term debtors (net of the provisions for bad and doubtful debts) are as follows:

<b>Analysis of Long Term Debtors</b>	<b>2020/21 £000's</b>	<b>2021/22 £000's</b>
Loan Accounts	32,888	32,658
Bury MBC Townside Fields	7,257	7,237
Airport Loan Interest	3,985	7,807
Debt Managed for Probation Services	12	11
<b>Total</b>	<b>44,142</b>	<b>47,712</b>

## 15 Cash and Cash Equivalents

<b>Cash and Cash Equivalents</b>	<b>2020/21 £000's</b>	<b>2021/22 £000's</b>
Cash held by the Authority	71	59
School Bank Accounts	796	1,178
Bank Call Accounts	15,428	38,062
Bank Overdraft	(5,251)	(4,526)
<b>Total</b>	<b>11,044</b>	<b>34,773</b>

## 16 Assets Held for Sale

This note contains assets that are held for sale and are shown as non-current assets on the balance sheet as they are expected to be sold within 1 year. In accordance with the CIPFA Code of Practice, these assets are available for immediate sale in their present condition and are being actively marketed for sale.

There are currently 3 assets held on our balance sheet which are held for sale making up a value of £621k, this is the same number of assets as in 2019/20, although they are not the same assets. 2 Assets held as separate land and building elements were consolidated upon review. 1 Asset was removed from the Assets Held for Sale Classification as it is no longer expected to sell. 2 Assets have been reclassified as held for sale upon being put onto the market with the expectation to sell within the next 12 months.

Assets Held for Sale	2020/21	2021/22
	£000's	£000's
<b>Balance at 1st April</b>	<b>511</b>	<b>622</b>
Additions	-	-
Disposals	-	-
Revaluations Recognised in the Revaluation Reserve	(2)	0
Revaluations Recognised in CIES	(12)	0
Reclassifications & Asset Transfers	125	2
<b>Movements in Year</b>	<b>111</b>	<b>2</b>
<b>Balance as 31st March</b>	<b>622</b>	<b>624</b>

## 17 Analysis of Creditors

The Council's creditors are as follows:

Analysis of Creditors	2020/21	2021/22
	£000's	£000's
Central Government Bodies	(7,584)	(8,688)
Other Local Authorities	(3,912)	(3,242)
NHS Bodies	(105)	(1,135)
Income in Advance	(5,435)	(6,137)
Capital Creditors	(5,995)	(2,762)
Collection Fund	(7,019)	(5,146)
Bodies External to General Government	(13,416)	(23,244)
<b>Total</b>	<b>(43,466)</b>	<b>(50,354)</b>

## **18 Pension Liability**

### **Defined Contribution Scheme**

#### **Teachers' Pension Scheme**

Teachers employed by the Council are members of the Teachers' Pension Scheme administered by Capita Teachers' Pension on behalf of the Department for Education (DfE). The Scheme provides teachers with specified benefits upon their retirement and the Council contributes towards the cost by making contributions based on a percentage of scheme members' pensionable salaries.

The Scheme is a defined benefit scheme; however, the scheme is unfunded. The Department for Education uses a notional fund as the basis for calculating the employer's contribution rate paid by Local Authorities. The Council is not able to identify its share of the underlying financial position and performance of the scheme with sufficient reliability for accounting purposes. For the purposes of this Statement of Accounts, it is therefore accounted for on the same basis as a defined contribution scheme.

In 2021/22, the Council paid £9.354m (£10.281m in 2020/21) to Capita Teachers Pensions in respect of teachers' retirement benefits, representing 23.68% (23.68% in 2020/21) of pensionable pay.

The Authority is responsible for the costs of any additional benefits awarded upon early retirement outside of the terms of the teachers' scheme. These costs are accounted for on a defined benefit basis as detailed below.

#### **NHS Pension Scheme**

Public Health employees are members of the NHS Pension Scheme, administered by the EA Finance NHS Pensions. This scheme provides its members with specified benefits on their retirement and the Council contributes towards the costs by making contributions based on a percentage of members' pensionable salaries.

The NHS Pension Scheme is operated in a similar way to the Teachers' Pension Scheme, in that Employer Contributions are set nationally and all contributions from employers and employees are paid into one pot.

In 2021/22, the Council paid £0.09m (£0.09m in 2020/21) to the EA Finance NHS Pensions for members of the NHS pension scheme's retirement benefits, representing 14.4% (14.4% in 2019/20) of pensionable pay.

The Council is responsible for any additional benefits awarded upon early retirement outside of the terms of the NHS pension scheme. These costs are accounted for on a defined benefit basis as detailed below.

### **Defined Benefit Scheme**

As part of the terms and conditions of employment of its officers the Council makes contributions towards the cost of post-employment benefits. Although these benefits will not actually be payable until employees retire, the Council has a commitment to make the payments and this needs to be disclosed at the time that employees earn their future entitlement.

All employees (except teachers and members of the NHS pension scheme) are, unless they have opted out, members of the Greater Manchester Pension Fund which is administered by

Tameside MBC and operates in accordance with the rules of the Local Government Pension Scheme (LGPS). This is a funded defined benefit career average (previously final salary scheme), meaning that the Council and employees pay contributions into a fund, calculated at a level intended to balance the pension liabilities with investment assets.

The Greater Manchester Pension Scheme is operated under the regulatory framework for the Local Government Pension Scheme and the governance of the scheme is the responsibility of the pension committee of Tameside Council. Policy is determined in accordance with the Pension fund Regulations. The investment managers of the fund are appointed by the committee and consist of the Director of Finance and Resources of Tameside Council.

The principal risks to the authority of the scheme are the longevity assumptions, statutory changes to the scheme, structural changes to the scheme (i.e. large-scale withdrawals from the scheme), changes to inflation, bond yields and the performance of the equity investments held by the scheme. These are mitigated to a certain extent by the statutory requirements to charge to the General Fund and Housing Revenue Account the amounts required by statute as described in the accounting policies note.

### **Discretionary Post-retirement Benefits**

Discretionary post-retirement benefits on early retirement are an unfunded defined benefit arrangement, under which liabilities are recognised when awards are made. There are no plan assets built up to meet these pension liabilities, and cash has to be generated to meet actual pension payments as they may eventually fall due.

### **Transactions Relating to Retirement benefits**

The cost of retirement benefits is recognised in the reported cost of services when they are earned by the employees rather than when they are eventually paid as pensions. However, the charge made against Council Tax is based on the cash payable in the year, so the real cost of post-employment/retirement benefits is reversed out of the General Fund through the Movement in Reserves Statement. The following transactions have been made in the Comprehensive Income and Expenditure Statement and the General Fund Balance through the Movement in Reserves Statement during the year:

<b>Employers Contributions Payable to the Scheme</b>	<b>2020/21 £000</b>	<b>2021/22 £000</b>
<b>Service Cost</b>		
Current service cost	(25,086)	(37,407)
Past service cost (including curtailments)	2,635	(682)
<b>Total service cost</b>	<b>(22,451)</b>	<b>(38,089)</b>
<b>Financing and Investment Income and Expenditure</b>		
Interest income on scheme assets	15,899	16,727
Interest cost on defined benefit obligation	(21,589)	(24,061)
<b>Total net interest</b>	<b>(5,690)</b>	<b>(7,334)</b>
<b>Total Post Employment Benefits Charged to the Deficit on the Provision of Services</b>	<b>(28,141)</b>	<b>(45,423)</b>
<b>Remeasurements of the Net Defined Liability Comprising:</b>		
Return on plan assets excluding amounts included in net interest	141,684	64,954
Actuarial (losses)/gains arising from changes in financial assumptions	(239,290)	78,968
Actuarial (losses)/gains arising from changes in demographic assumptions	(6,417)	10,820
Other experience and actuarial adjustments	8,577	(1,379)
<b>Total remeasurements recognised in other comprehensive income</b>	<b>(95,446)</b>	<b>153,363</b>
<b>Total Post Employment Benefits Charged to the Comprehensive Income and Expenditure Statement</b>	<b>(123,587)</b>	<b>107,940</b>
<b>Movement in Reserves Statement</b>		
Reversal of net charges made to the deficit on the provision of services	28,141	45,423
<b>Employers' Contributions Payable to the Scheme</b>	<b>(17,459)</b>	<b>(17,246)</b>

### **Pensions Assets and Liabilities Recognised in the Balance Sheet**

The amounts included in the Balance Sheet arising from the council's obligation in respect of its defined benefit scheme is as follows:

<b>Pensions Assets and Liabilities Recognised in the Balance Sheet</b>	<b>2020/21 £000</b>	<b>2021/22 £000</b>
Fair value of plan assets	841,328	914,170
Present value of funded liabilities	(1,167,829)	(1,118,607)
Present value of unfunded liabilities	(30,091)	(26,969)
<b>Net Liability Arising From Defined Benefit Obligation</b>	<b>(356,592)</b>	<b>(231,406)</b>



## Reconciliation of the Movements in Fair Value of Scheme Assets

Reconciliation of the Movement in Fair Value of Scheme Assets	2020/21	2021/22
	£000	£000
Opening fair value of scheme assets	691,732	841,328
Interest income	15,899	16,727
<b>Remeasurement loss</b>		
Return on plan assets excluding amounts included in net interest	141,684	64,954
Contributions from the employer into the scheme	14,950	14,833
Contributions from employees into the scheme	4,601	4,575
Benefits paid	(27,538)	(28,247)
<b>Closing Fair Value of Scheme Assets</b>	<b>841,328</b>	<b>914,170</b>

## Reconciliation of Present Value of Scheme Liabilities (Defined Benefit Obligation)

Reconciliation of the Movements in Fair Value of Scheme Assets	2020/21	2021/22
	£000	£000
Opening fair value of scheme liabilities	942,196	1,197,920
Current service cost	25,086	37,407
Interest cost	21,589	24,061
Contributions from scheme participants	4,601	4,575
<b>Remeasurement gain</b>		
Actuarial (gains)/losses arising from changes in financial assumptions	239,290	(78,968)
Actuarial (gains)/losses arising from changes in demographic assumptions	6,417	(10,820)
Other experience and actuarial adjustments	(8,577)	1,379
Past service cost	(2,635)	682
Benefits paid	(30,047)	(30,660)
<b>Closing Fair Value of Scheme Liabilities</b>	<b>1,197,920</b>	<b>1,145,576</b>

## Pension Scheme Assets

Asset Category	Period Ended 31 March 2021				Period Ended 31 March 2022			
	Quoted Prices in active markets £000	Quoted Prices not in active markets £000	TOTAL £000	Percentage of Total Assets	Quoted Prices in active markets £000	Quoted Prices not in active markets £000	TOTAL £000	Percentage of Total Assets
<b>Equity Securities:</b>								
Consumer	73,826	-	73,826	9%	71,134		71,134	8%
Manufacturing	65,750	-	65,750	8%	63,579		63,579	7%
Energy and Utilities	40,799	-	40,799	5%	43,293		43,293	5%
Financial Institutions	88,378	-	88,378	11%	95,582		95,582	10%
Health and Care	42,050	-	42,050	5%	48,768		48,768	5%
Information Technology	44,439	-	44,439	5%	48,853		48,853	5%
Other	13,593	-	13,593	2%	11,175		11,175	1%
<b>Debt Securities</b>				0%				
Corporate Bonds (investment grade)	40,666	-	40,666	5%	36,526		36,526	4%
Corporate Bonds (non-investment grade)	-	-	-	0%			0	0%
UK Government	-	-	-	0%	15,696		15,696	2%
Other	10,929	-	10,929	1%	27,109		27,109	3%
<b>Private Equity</b>				0%				
All	-	50,075	50,075	6%		64,585	64,585	7%
<b>Real Estate</b>				0%				
UK Property	-	31,436	31,436	4%		35,416	35,416	4%
Overseas Property	-	-	-	0%				0%
<b>Investment Funds and Unit Trusts</b>				0%				
Equities	75,594	-	75,594	9%	60,523		60,523	7%
Bonds	106,621	-	106,621	13%	94,332		94,332	10%
Infrastructure	-	42,889	42,889	5%		53,034	53,034	6%
Other	18,236	80,002	98,238	12%	18,469	103,722	122,191	14%
<b>Derivatives</b>				0%				
Other	(676)	-	(676)	0%	(6,215)		(6,215)	-1%
<b>Cash and Cash Equivalents</b>				0%				
All	16,721	-	16,721	2%	28,589		28,589	3%
<b>Totals</b>	<b>636,926</b>	<b>204,402</b>	<b>841,328</b>	<b>100%</b>	<b>657,413</b>	<b>256,757</b>	<b>914,170</b>	<b>100%</b>

## Basis for Estimating Assets and Liabilities

Liabilities have been assessed on an actuarial basis using the projected unit credit method, an estimate of the pensions that will be payable in future years dependent on assumptions about mortality rates, salary levels etc. Both the Local Government Pension Scheme and Discretionary Benefits liabilities have been assessed by Hymans Robertson LLP, an independent firm of actuaries, estimates being based on the latest full valuation of the scheme as at 31 March 2021.

The significant assumptions used by the actuary have been:

Mortality assumptions	2020/21	2021/22
<b>Mortality assumptions:</b>		
<b>Longevity at 65 for current pensioners:</b>		
- men	20.5	20.3
- women	23.3	23.2
<b>Longevity at 65 for future pensioners:</b>		
- men	21.9	21.6
- women	25.3	25.1
Rate of inflation	2.85%	3.20%
Rate of increase in salaries	3.60%	3.95%
Rate of increase in pensions	2.85%	3.20%
Rate for discounting scheme liabilities	2.00%	2.70%

The estimation of the defined benefit obligations is sensitive to the actuarial assumptions set out in the table above. The sensitivity analysis below has been determined based on reasonably possible changes of the assumptions occurring at the end of the reporting period and assumes for each change that the assumption analysed changes while all the other assumptions remain constant.

The estimations in the sensitivity analysis have followed the accounting policies for the scheme, i.e. on an actuarial basis using the projected unit credit method. The methods and types of assumptions used in preparing the sensitivity analysis below did not change from those used in the previous period.

Change in Assumptions at 31st March 2022	Approximate % Increase to Defined Benefit Obligation	Approximate monetary amount (£000)
0.5% decrease in real discount rate	10%	107,430
0.5% increase in the salary increase rate	1%	9,700
0.5% increase in the pension increase rate	10%	96,900

## Impact on the Authority's Cash Flows

The objectives of the scheme are to keep employers' contributions at as constant a rate as possible. Funding levels are monitored on an annual basis. The current triennial valuation took effect from this financial year starting 1 April 2020.

The scheme will need to take account of the national changes to the scheme under the Public Pensions Services Act 2013. Under the Act, the Local Government Pension Scheme in England

and Wales and other main existing public service schemes may not provide benefits in relation to service after 31 March 2014 (or service after 31 March 2015 for other main existing public service pension schemes in England and Wales). The Act provides regulations for the scheme to be made within a common framework, to establish new career average revalued earnings schemes to pay pensions and other benefits.

The Council is anticipated to pay £14.617m in contributions to the scheme in 2021/22.

### **Bury Pension Guarantees**

The Council has pension guarantees in place for two organisations Addiction Dependency Solutions and Persona Care and Support Ltd. The guarantees identified are those which the Council has an agreement in place with GMPF. Valuations have been obtained on both an on-going and cessation basis.

We have determined that these pension guarantees meet the definition of an insurance contract in accordance with IFRS4. IFRS4 defines an insurance contract as:

*A contract under which one party (the insurer) accepts significant insurance risk from another party (the policyholder) by agreeing to compensate the policyholder if a specified uncertain future event (the insured event) adversely affects the policyholder.*

The Council is the insurer and through the provision of the pension guarantee is accepting the risk of the admission body being unable to fund the benefits earned by its employees.

We have assessed the nature and extent of potential liabilities in respect of these guarantees and the likelihood of cash outflow is low. If any guarantee was invoked, this would be valued on an ongoing basis as the net surplus/liability would be added to the BMBC sub fund as we are a continuing employer. The overall net surplus/deficit position for guarantees valued on an ongoing basis is a net surplus position – because there is a net surplus and because the likelihood of cash outflow is considered to be remote, no liabilities have been included in the Council's financial statements at 31 March 2022.

The Council has agreed to meet all contributions to retirement benefit schemes that are the responsibility of Six Town Housing in respect of both transferred and new staff by way of periodic management fee payments to them. The Council has also accepted responsibility for any liabilities of Six Town Housing in respect of transferred employees' early retirement which may arise subsequent to the Transfer Date. It will (in relation to those transferred Employees who are members of the Local Government Pension Scheme) upon demand make such payments to the Administering Authority as are necessary to ensure the accrued benefits of the Transferred Employees, whilst in the service of the Council, are fully funded.

## 19 Short and Long Term Provisions

Provisions are amounts set aside by the Council to meet the cost of a future liability, for which the timing of the payment is uncertain. The amounts represent the best estimate of that liability where an exact cost is not able to be determined. In line with the Code of Practice, the provision is charged to service revenue accounts in the year it is established. When the liability falls due, the costs are charged directly to the provision.

<b>Short Term Provisions</b>	<b>Business Rates Provision</b>	<b>Other Provisions</b>	<b>Total</b>
	<b>£000's</b>	<b>£000's</b>	<b>£000's</b>
<b>Balance at 1 April 2021</b>	<b>(3,141)</b>	<b>(807)</b>	<b>(3,948)</b>
Additional provisions made in 2021/22	-	0	<b>0</b>
Amounts used in 2021/22	-	-	-
Amounts transferred to/from short term provisions	1,936	684	<b>2,620</b>
<b>Balance at 31 March 2022</b>	<b>(1,205)</b>	<b>(123)</b>	<b>(1,328)</b>

<b>Long term Provisions</b>	<b>Insurance Provision</b>	<b>Business Rates Provision</b>	<b>Other Provisions</b>	<b>Total</b>
	<b>£000's</b>	<b>£000's</b>	<b>£000's</b>	<b>£000's</b>
<b>Balance at 1 April 2021</b>	<b>(5,160)</b>	<b>(785)</b>	<b>(1,942)</b>	<b>(7,887)</b>
Additional provisions made in 2021/22	(1,559)	(40)	(0)	<b>(1,599)</b>
Amounts used in 2021/22	1,183	2,481	608	<b>4,272</b>
Amounts transferred to/from short term provisions	0	(1,935)	0	<b>(1,935)</b>
<b>Balance at 31 March 2022</b>	<b>(5,536)</b>	<b>(278)</b>	<b>(1,335)</b>	<b>(7,149)</b>

**Business Rates Provision** – Provision for potential backdated liability of refunding Business Rates payers as a result of reductions in Rateable Values, following successful appeals or alterations to Valuation lists. This may include the impact on Business Rates income previously paid into the National Non-Domestic Rates pool prior to the introduction of the Business Rates Retention Scheme which was implemented on 1st April 2013

**Other Provisions** - This is the total of all other amounts set aside as provisions.

## 20 Usable Reserves

### 20.1 Summary of Usable Reserves

Reserve	2020/21 £000's	2021/22 £000's
Earmarked & Schools Balances	108,237	93,558
Capital Receipts Unapplied	4,889	6,967
Capital Grants Unapplied	9,608	16,119
General Fund	30,881	23,816
Housing Revenue Account	10,422	9,842
Dedicated Schools Grant	8,846	8,846
Section 106 Commuted Sums	4,286	4,228
Manchester Airport Share Reserve	4,513	4,513
Other Minor Reserves	15	0
<b>Balance at 31 March</b>	<b>181,697</b>	<b>167,889</b>

### 20.2 General Fund Balance

General Fund Balance	General Fund £000's
<b>Balance at 31 March 2021</b>	<b>30,881</b>
Surplus/(Deficit) for the Year	667
Planned Contribution to General Fund	(7,732)
<b>Balance at 31 March 2022</b>	<b>23,816</b>

To ensure that the Council can manage financial risks whilst being able to maintain services, the Council is required to hold funds to meet these costs as and when they arrive. The level of this reserve is set by the Section 151 Officer as the minimum amount required, based on their assessment of the financial risks facing the organisation and the extent to which these are covered elsewhere. In-year contributions have been made to the reserve.

## 20.3 Earmarked Reserves

This note sets out the amounts set aside from the General Fund in earmarked reserves to provide financing for future expenditure plans and the amounts posted back from earmarked reserves to meet General Fund expenditure in 2021/22. The following table and note explains the amount and purpose of the earmarked reserves held by the Council

<b>Earmarked Reserves</b>	<b>Balance at 31 March 2020 £000's</b>	<b>Transfer to DSG Adj Account £000's</b>	<b>Restated balances at 1st April 2020 £000's</b>	<b>Transfers in 2020/21 £000's</b>	<b>Transfers out 2020/21 £000's</b>	<b>Balance at 31 March 2021 £000's</b>	<b>Transfers in 2021/22 £000's</b>	<b>Transfers out 2021/22 £000's</b>	<b>Balance at 31st March 2022 £000's</b>
Management of Financial Risk - Corporate									
- Community Safety	49	-	49	-	-	49	-	-	49
- Climate Change	150	-	150	-	-	150	-	(150)	0
- Culture	40	-	40	44	-	84	-	(57)	27
- Corporate	1,921	-	1,921	103	-	2,024	-	(167)	1,857
- Adults Social Care Transformation	1,247	-	1,247	-	-	1,247	3,222	0	4,469
- Childrens Social Care Transformation	94	-	94	245	-	339	77	-	416
- Homelessness	987	-	987	50	-	1,037	-	(50)	987
- Housing	123	-	123	-	-	123	-	-	123
- Skills	2,086	-	2,086	618	-	2,704	-	(458)	2,246
- ICT	893	-	893	108	(51)	950	251	-	1,201
- Council Transformation	206	-	206	5,800	(700)	5,306	2,488	0	7,794
COVID-19 Related Grants	-	-	0	10,523	-	10,523	0	(5,832)	4,691
Management of Financial Risk - Directorate	993	-	993	2,720	(201)	3,512	5,745	0	9,257
Volatility and Fiscal Mitigation	29,674	-	29,674	7,422	-	37,096	579	0	37,675
Earmarked External Funding	17,522	-	17,522	36,305	(14,040)	39,787	0	(20,360)	19,427
Investment Funds	3,270	-	3,270	36	-	3,306	33	-	3,339
<b>Sub-Total</b>	<b>59,255</b>	<b>-</b>	<b>59,255</b>	<b>63,974</b>	<b>(14,992)</b>	<b>108,237</b>	<b>12,395</b>	<b>(27,074)</b>	<b>93,558</b>
Section 106 Commuted Sums	4,040	-	4,040	425	(179)	4,286	0	(58)	4,228
Manchester Airport Share Reserve	4,513	-	4,513	-	-	4,513	-	-	4,513
Schools Reserve	(15,182)	20,067	4,885	8,845	(4,884)	8,846	-	-	8,846
<b>Total Earmarked Reserves</b>	<b>52,626</b>	<b>20,067</b>	<b>72,693</b>	<b>73,244</b>	<b>(20,055)</b>	<b>125,882</b>	<b>12,395</b>	<b>(27,132)</b>	<b>111,145</b>





Management of Financial Risk: Corporate - These are reserves held to support specific outcomes across the council and are presented on a thematic basis relating to current priorities. Chief Executive approval is required for use of the reserve unless otherwise agreed.

Management of Financial Risk: Directorate - This reserve is utilised to manage in-year financial variations such as fluctuations in demand or any other financial risk.

Volatility and Fiscal Mitigation - This reserve is utilised to manage areas of spending where costs in any one year are variable and unpredictable but where annual fluctuations are averaged over the medium term.

Earmarked External Funding - This reserve is utilised to manage external funding received for specific purposes where the decisions on how the funding is used is not wholly within the control of the council.

Investment Funds - This reserve is utilised to provide pump-priming investment to deliver the Council's key objectives.

Section 106 Commuted Sums - This reserve represents money received as part of Section 106 agreements from Housing and other developers. The reserve is earmarked and is not available for general use.

Manchester Airport Share Reserve – part of this usable reserve has been re-allocated to an unusable reserve - see note 21.2

Schools Reserve – This includes the balances held by schools under the scheme of delegation.

## 21 Unusable Reserve

All unusable reserves are described below, the movements in year for all reserves with a material balance are also disclosed.

### Summary of Unusable Reserves

Reserve	2020/21	2021/22
	£000's	£000's
Financial Instruments Adjustment Reserve	(271)	(268)
Financial Instruments Revaluation Reserve	21,876	22,376
Collection fund Adjustment Account	(28,275)	(10,061)
Accumulated Absences	(4,781)	(3,419)
Pension Reserve	(356,592)	(231,406)
DSG Adjustment Account	(21,407)	(21,473)
Capital Adjustment Account	219,148	240,524
Deferred Capital Receipts	(1)	(1)
Revaluation Reserve	116,540	133,445
<b>Balance at 31st March</b>	<b>(53,763)</b>	<b>129,717</b>

## 21.1 Revaluation Reserve

The Revaluation Reserve includes the gains made by the Council arising from increases in the value of its Property, Plant and Equipment. The balance is reduced when assets with accumulated gains are:

- revalued downwards or impaired and the gains are lost;
- used in the provision of services and the gains are consumed through depreciation; and
- disposed of and gains are realised.

The reserve contains only revaluation gains accumulated since 1 April 2007, the date that the Reserve was created. Accumulated gains arising before that date are consolidated into the balance on the Capital Adjustment Account.

<b>Revaluation Reserve</b>	<b>2020/21 £000's</b>	<b>2021/22 £000's</b>
<b>Balance at 1 April</b>	<b>124,128</b>	<b>116,540</b>
Upward revaluation of assets	8,635	30,621
Downward revaluation of assets and impairment losses not charged to the surplus/deficit on the provision of services	(4,843)	(12,401)
<b>Surplus or deficit on revaluation of non-current assets not posted to the surplus or deficit on the provision of services</b>	<b>3,792</b>	<b>18,220</b>
Difference between fair value depreciation and historical cost depreciation	(1,213)	(1,135)
Accumulated gains on assets sold or scrapped	(10,167)	(180)
<b>Amount written off to the capital adjustment account</b>	<b>(11,380)</b>	<b>(1,315)</b>
<b>Balance at 31 March</b>	<b>116,540</b>	<b>133,445</b>

## 21.2 Capital Adjustment Account

The Capital Adjustment Account absorbs the timing differences arising from the different arrangements for accounting for the consumption of non-current assets and for financing the acquisition, construction or enhancement element of those assets under statutory provisions. The account is debited with the cost of acquisition, construction or enhancement as depreciation, impairment losses and amortisations are charged to the Comprehensive Income and Expenditure Statement (with reconciling postings from the Revaluation Reserve to convert fair value figures to a historical cost basis). The Account is credited with the amounts set aside by the Council as finance for the costs of acquisition, construction and enhancement.

The Account contains accumulated gains and losses on Investment Properties and gains recognised on donated assets that have yet to be consumed by the Council. The Account also contains revaluation gains accumulated on Property, Plant and Equipment before April 2007, the date that the Revaluation Reserve was created to hold such gains. Note 4 provides details of the source of all the transactions posted to the Account, apart from those involving the Revaluation Reserve.

<b>Capital Adjustment Account</b>	<b>2020/21 £000's</b>	<b>2021/22 £000's</b>
<b>Balance at 1 April</b>	<b>221,462</b>	<b>219,148</b>
<b>Reversal of items relating to capital expenditure debited or credited to the Comprehensive Income and Expenditure Statement</b>		
Charges for depreciation and impairment of non-current assets	(14,018)	(14,803)
Revaluation losses on Property, Plant and Equipment	10,343	11,196
Amortisation of intangible assets	(474)	(679)
Revenue expenditure funded from capital under statute	(3,369)	(4,586)
Amounts of non-current assets written off on disposal or sale as part of the gain/loss on disposal to the Comprehensive Income and Expenditure Statement	(26,521)	(2,263)
Adjusting amounts written out of the Revaluation Reserve	10,166	1,315
Repayment of Long Term Debtors	(1)	0
<b>Net written out amount of the cost of non-current assets consumed in the year</b>	<b>(23,874)</b>	<b>(9,821)</b>
<b>Capital financing applied in the year:</b>		
Use of the Capital Receipts reserve to finance new capital expenditure	1,605	613
Use of the Major Repairs Reserve to finance new capital expenditure	7,358	7,404
Capital grants and contributions credited to the Comprehensive Income and Expenditure Statement that have been applied to capital financing	8,066	13,476
Application of grants to capital financing from the Capital Grants Unapplied Account	862	1,782
Statutory provision for the financing of capital investment charged against the General Fund and HRA balances	2,426	2,602
Capital expenditure charged against the General Fund and HRA balances	1,243	5,321
Reclassification of Manchester Airport Reserve item to Unusable Reserve	0	0
<b>Balance at 31 March</b>	<b>219,148</b>	<b>240,525</b>

### 21.3 Deferred Capital Receipts

The Deferred Capital Receipts Reserve holds the gains recognised on the disposal of non-current assets for which cash settlement has yet to take place. Under statutory arrangements the Council does not treat these gains as usable for financing new capital expenditure until they are backed by cash receipts. When the deferred cash settlement eventually takes place, amounts are transferred to the Capital Receipts Reserve.

### 21.4 Financial Instrument Adjustment Account

The Financial Instrument Adjustment Account absorbs the timing differences arising from the different arrangements for accounting for income and expenditure relating to certain financial instruments and for bearing losses or benefitting from gains per statutory provisions.

The Council uses the Account to manage premiums paid and discounts received on the early redemption of loans. Premiums are debited and discounts are credited to the Comprehensive Income and Expenditure Statement when they are incurred but reversed out of the General Fund Balance to the Account in the Movement in Reserves Statement. Over time, the net expense is posted back to the General Fund balance in accordance with statutory arrangements for spreading the burden on Council Tax payers. In the Council's case this period is the unexpired term that was outstanding on loans when they were redeemed.

<b>Financial Instrument Adjustment Account</b>	<b>2020/21 £000</b>	<b>2021/22 £000</b>
<b>Balance at 1 April</b>	(272)	(271)
Proportion of premiums incurred in previous financial years to be charged against the General Fund Balance in accordance with statutory requirements	1	2
Proportion of discounts received in previous financial years to be transferred to the General Fund Balance in accordance with statutory requirements	0	0
<b>Balance at 31 March</b>	(271)	(269)

## 21.5 Financial Instrument Revaluation Account

The Financial Instruments Revaluation Reserve contains the gains made by the Council arising from increases in the value of its investments that are measured at fair value through other comprehensive income. The balance is reduced when investments with accumulated gains are:

- revalued downwards or impaired and the gains are lost; and
- disposed of and the gains are realised

<b>Financial Instruments Revaluation Reserve</b>	<b>2020/21 £000's</b>	<b>2021/22 £000's</b>
<b>Balance at 1st April</b>	19,986	21,876
Transfer from Available for Sale Financial Investment Account	-	-
Revaluation of Shareholding in Manchester Airport	1,890	500
Surplus on Revaluation of Financial Instrument Revaluation Reserve	-	-
Financial Instruments held under Fair Value through Profit & Loss subject to MHCLG Statutory Over-Ride	-	-
<b>Balance at 31st March</b>	<b>21,876</b>	<b>22,376</b>

# 21.6 Accumulated Absences

The Accumulated Absences Account absorbs the differences that would otherwise arise on the General Fund Balance from accruing for compensated absences earned but not taken in the year; e.g. annual leave entitlement carried forward at 31 March. Statutory arrangements require that the impact on the General Fund Balance is neutralised by transfers to or from the Account.

Accumulative Absences	2020/21	2021/22
	£000	£000
Balance at 1 April	(4,131)	(4,781)
Amount by which officer remuneration charged to the CI&E on an accruals basis is different from remuneration chargeable in the year in accordance with statutory requirements	(650)	1,362
<b>Balance at 31 March</b>	<b>(4,781)</b>	<b>(3,419)</b>

## 21.7 Collection Fund Adjustment Account

The Collection Fund Adjustment Account manages the differences arising from the recognition of Council Tax and Business Rates income in the Comprehensive Income and Expenditure Statement as it falls due from Council Tax and Business Rate payers compared with the statutory arrangements for paying across amounts to the General Fund from the Collection Fund.

The regulations require this technical adjustment in order to smooth any potential volatility in the local taxation system which would otherwise impact on the Councils general fund. Due to the impact of COVID, the exceptional difference which has occurred in 2021/22 has been offset by compensatory grants of £11.778m. These amounts are held within reserves to be utilised in 2022/23 when the deficit amount is required in statute to be repaid into the Collection Fund.

Collection Fund Adjustment Account	2020/21 £000's	2021/22 £000's
<b>Opening Balance</b>	(15,960)	28,362
Amount by which council tax and non-domestic rate income credited to the Comprehensive Income and Expenditure statement is different from council tax and non-domestic rate income calculated for the year in accordance with statutory regulations	44,323	(18,301)
<b>Total</b>	<b>28,362</b>	<b>10,061</b>

## 21.8 Pension Reserve

The Pensions Reserve absorbs the timing differences arising from the different arrangements for accounting for post-employment benefits and for funding benefits in accordance with statutory provisions. The Council accounts for post-employment benefits in the Comprehensive Income and Expenditure Statement as the benefits are earned by employees accruing years of service, updating the liabilities recognised to reflect inflation, changing assumptions and investment returns on any resources set aside to meet the costs. However, statutory arrangements require benefits earned to be financed as the Council makes employer's contributions to pension funds or eventually pays any pension for which it is directly responsible. The debit balance on the Pensions Reserve therefore shows a substantial shortfall in the benefits earned by past and current employees and the resources the Council has set aside to meet them. The statutory arrangements will ensure that funding will have been set aside by the time the benefits are due for payment.

Pension Reserve	2020/21	2021/22
	£000's	£000's
Balance at 1 April	-250,464	-356,592
<b>Remeasurement of net defined liability</b>	-95,446	153,363
Reversal of items relating to retirement benefits debited or credited to the surplus or deficit on the Provision of Services in the Comprehensive Income and Expenditure Statement	-28,141	-45,423
Employer's Pension Contributions and direct payments to pensioners payable in the year	17,459	17,246
<b>Balance at 31 March</b>	<b>-356,592</b>	<b>-231,406</b>

## 21.9 Dedicated Schools Grant (DSG) Adjustment Account

On the 6 November 2020, the Secretary of State for the Ministry of Housing, Communities and Local Government laid before Parliament a statutory instrument (the instrument) to amend The Local Authorities (Capital Finance and Accounting) Regulations (the 2003 Regulations). The provisions came into effect from 29 November 2020.

The instrument amends the 2003 Regulations by establishing new accounting practices in relation to the treatment of local authorities' schools budget deficits such that where the Council has a deficit on its schools budget relating to its accounts for a financial year beginning on 1 April 2020, 1 April 2021 or 1 April 2022, it must not charge the amount of that deficit to a revenue account. The Council must record any such deficit in a separate account established solely for the purpose of recording deficits relating to its school's budget. The new accounting practice has the effect of separating schools budget deficits from the Councils' general fund for a period of three financial years.

This issue can only be fully resolved by closing the deficits. Therefore, the accounting treatment introduced by this regulation is limited to the financial reporting periods 2020/21, 2021/22 and 2022/23 to provide time for Government and the Council to look at budgetary and financial management strategies to reduce the deficit.

<b>Dedicated Schools Grant (DSG) Adjustment Account (Schools and Central Spend)</b>	<b>2020/21 £000's</b>	<b>2021/22 £000's</b>
	<b>£000's</b>	<b>£000's</b>
Balance at 1 April	-	(21,407)
DSG Opening balance	(20,067)	
<b>Restated Opening Balance</b>	(20,067)	0
In year DSG (over)/under spend	(1,340)	(66)
<b>Balance at 31 March</b>	<b>(21,407)</b>	<b>(21,473)</b>

## 22 Cash Flow Statement – Operating Activities

The cash flows for Operating Activities include the following items:

<b>Operating Activities</b>	<b>31 March 2021</b>	<b>31 March 2022</b>
	<b>£000's</b>	<b>£000's</b>
Interest received	4,256	4,365
Interest paid	(7,939)	(7,645)
Dividends received	-	

The surplus or deficit on the provision of services has been adjusted for the following non-cash movements:

<b>Non-Cash Movements</b>	<b>31/03/2021</b>	<b>31/03/2022</b>
	<b>£000's</b>	<b>£000's</b>
Depreciation	14,018	14,803
Impairment and downward valuations	(4,452)	(11,196)
Amortisation	474	679
Movement in contract assets, liabilities and costs (IFRS 15)	-	0
Deferred revenue/ deferred payment agreements (IFRS 15)	-	0
Increase/(decrease) in impairment for bad debts	-	0
Increase/(decrease) in creditors	(9,398)	16,626
(Increase)/decrease in debtors	(18,604)	(1,686)
(Increase)/decrease in inventories	200	(323)
Movement in pension liability	5,690	28,177
Carrying amount of non-current assets and non-current assets held for sale, sold or derecognised	26,521	2,357
Other non-cash items charged to the net surplus or deficit on the provision of services	(2,163)	(3,358)
	<b>12,286</b>	<b>46,079</b>

The surplus or deficit on the provision of services has been adjusted for the following items that are investing and financing activities:

<b>Investing and Financing Activities</b>	<b>31/03/2021 £000's</b>	<b>31/03/2022 £000's</b>
Proceeds from short-term (not considered to be cash equivalents) and long-term investments (includes investments in associates, joint ventures and subsidiaries)	4,750	500
Proceeds from the sale of property, plant and equipment, investment property and intangible assets	(555)	(1,872)
Any other items for which the cash effects are investing or financing cash flows	(8,553)	(22,940)
	<b>(4,358)</b>	<b>(24,312)</b>

## 23 Cash Flow Statement – Investing Activities

<b>Cash Flow Statement - Investing Activities</b>	<b>31/03/2021 £000's</b>	<b>31/03/2022 £000's</b>
Purchase of property, plant and equipment, investment property and intangible assets	(20,622)	(36,665)
Purchase of short-term and long-term investments	(3,740)	(5,500)
Other payments for investing activities	-	0
Proceeds from the sale of property, plant and equipment, investment property and intangible assets	2,207	4,135
Proceeds from short-term and long-term investments	-	0
Other receipts from investing activities	10,641	27,923
<b>Net cash flows from investing activities</b>	<b>(11,514)</b>	<b>(10,107)</b>

## 24 Cash Flow Statement – Financing Activities

<b>Cash Flow Statement - Financing Activities</b>	<b>31/03/2021 £000's</b>	<b>31/03/2022 £000's</b>
Cash receipts of short- and long-term borrowing	12,300	20,000
Other receipts from financing activities	-	-
Cash payments for the reduction of outstanding liabilities relating to finance leases and on-Balance-Sheet PFI contracts	(22)	(23)
Repayments of short- and long-term borrowing	(23,133)	(5,190)
Other payments for financing activities	(1,723)	(307)
<b>Net cash flows from financing activities</b>	<b>(12,578)</b>	<b>14,480</b>



## Reconciliation of Liabilities Arising from Financing Activities

	Balance at 1 April 2021	Financing cash flows	Non cash changes	Balance at 31 March 2022
	£000's	£000's	£000's	£000's
Long Term borrowings	201,095	7,000	(192)	207,903
Short Term borrowings	6,392	8,000	(48)	14,344
Lease liabilities	27	(23)	0	4
Transferred debt	970	(957)	0	13
<b>Amounts included as part of (debtor)/creditor balances:</b>				
Amounts owed to/from Collection Fund preceptors	7,019	(307)	0	6,712
<b>Total Liabilities from financing activities</b>	<b>215,503</b>	<b>13,713</b>	<b>(240)</b>	<b>228,976</b>

	Balance at 1 April 2020	Financing cash flows	Non cash changes	Balance at 31 March 2021
	£000's	£000's	£000's	£000's
Long Term borrowings	193,987	12,300	(5,192)	201,095
Short Term borrowings	23,439	(22,237)	5,190	6,392
Lease liabilities	49	(22)	-	27
Transferred debt	1,866	(896)	-	970
<b>Amounts included as part of (debtor)/creditor balances:</b>				
Amounts owed to/from Collection Fund preceptors	8,742	(1,723)	-	7,019
<b>Total Liabilities from financing activities</b>	<b>228,083</b>	<b>(12,578)</b>	<b>(2)</b>	<b>215,503</b>

## 25 Capital Expenditure and Financing Requirement

The total value of capital expenditure incurred during the year is disclosed in the table below (including the value of assets acquired under finance leases), together with the resources that have been used to finance it. Where capital expenditure is to be financed in future years by charges to revenue as assets are used by the Council, the expenditure results in a decrease in the Capital Financing requirement (CFR), a measure of the capital expenditure incurred historically by the Council that has yet to be financed.

<b>Capital Expenditure and Financing Requirement</b>	<b>2020/21 £000's</b>	<b>2021/22 £000's</b>
<b>Opening Capital Financing Requirement</b>	<b>259,305</b>	<b>278,487</b>
<b>Capital Investment</b>		
Property Plant and Equipment	22,484	41,395
Investment Assets	87	5
Heritage Assets	-	
Revenue Expenditure Funded from Capital Under Statute	3,369	3,385
Long Term Investment	3,740	0
Intangible Assets	1,290	951
Long Term Debtors	9,677	
Assets Held for Sale	-	
<b>Source of Finance</b>		
Capital Receipts	(1,605)	(613)
Government Grants And Other Contributions	(16,191)	(15,258)
Sums Set aside from Revenue	(3,669)	(12,631)
<b>Closing Capital Financing Requirement</b>	<b>278,487</b>	<b>295,721</b>
<b>Explanation of movement in year</b>		
Increase in Need to Borrow Supported by Government Financial Assistance	-	
Increase in Need to Borrow Unsupported by Government Financial Assistance	21,607	19,836
Assets Acquired Under Finance Leases	-	
Minimum Revenue Provision and other repayments in the year	(2,426)	(2,602)
<b>Increase in Capital Financing Requirement</b>	<b>19,181</b>	<b>17,234</b>

Capital commitments as at 31st March 2022 total £7.683m and include:

<b>Scheme</b>	<b>£m</b>
ICT Projects	0.333
Street Lighting	0.211
Estate Management – Corporate Landlord	0.010
Vehicle Replacement Strategy	1.825
Regeneration	0.367
Housing	4.937
<b>Total</b>	<b>7.683</b>

The actual level of expenditure on any of the uncommitted schemes for future years will depend upon the availability of capital financing resources.

## **26 Contingent Assets**

A contingent asset is an asset that may be received but only if a future event occurs that is not under the control of the Council. The Council has identified no contingent assets as at 31 March 2022.

## **27 Contingent Liabilities**

A contingent liability is a potential liability which depends on the occurrence or non-occurrence of one or more uncertain future events. The Council has identified the following contingent liabilities as at 31 March 2022.

### **Municipal Mutual Insurance Ltd**

On 30 September 1992 the Council's then insurers, MMI Ltd, announced that they were no longer accepting new business. On the 13 November 2012 the directors of MMI triggered a Scheme of Arrangement which now means that the Council may be required to repay amounts for claims previously settled. The scheme provides that following a Trigger Event a levy may be imposed on all those creditors that have been paid in respect of established scheme liabilities, this rate is currently 25%.

The established scheme liabilities of gross claim payments at 31 March 2022 is £2.175m which would attract a levy of £0.531m should a Trigger Event arise. The amended liability that the Council may be required to repay is £1.644m (£2.175m less £0.531m levy) in respect of claims previously settled. There are 2 outstanding claims with MMI totalling £0.031m.

## **28 Dedicated Schools Grant**

The Council's expenditure on schools is funded primarily by grant monies provided by the Education and Skills Funding Agency (ESFA), the Dedicated Schools Grant (DSG). DSG is ring-fenced and can only be used to finance expenditure that is included in the Schools Budget, as defined in the School Finance and Early Years (England) Regulations 2020. The Schools Budget includes elements for a range of educational services provided on a Council wide basis and for the Individual Schools Budget (ISB), which is divided into a budget share for each Council maintained school.

Details of the deployment of the DSG receivable for 2021/22 is as follows:

<b>DISCLOSURE OF DEPLOYMENT OF DEDICATED SCHOOLS GRANT 2021/22</b>			
	<b>Central Expenditure £000</b>	<b>Individual Schools Budget £000</b>	<b>Total £000</b>
<b>A.</b> Final DSG for 2021/22 before academy and high needs recoupment			190,358
<b>B.</b> Academy and high needs figure recouped for 2021/22			65,459
<b>C.</b> Total DSG after academy and high needs recoupment for 2021/22			124,899
<b>D.</b> Plus: Brought forward from 2020/21			-21,407
<b>E.</b> Less: Carry-forward to 2021/22 agreed in advance			21,407
<b>F.</b> Agreed initial budgeted distribution in 2021/22	42,570	82,329	82,085
<b>G.</b> In year adjustments	4,314	0	4,314
<b>H.</b> Final budget distribution for 2021/22	46,884	82,329	86,399
<b>I.</b> Less: Actual central expenditure	46,959	N/A	46,959
<b>J.</b> Less: Actual ISB deployed to schools		82,320	82,320
Plus: Local authority contribution for 2021/22	0	0	0
In year carry-forward to 2022/23	-75	9	-42,880
Plus: Carry-forward to 2022/23 agreed in advance			21,407
<b>K.</b> Carry-forward to 2022/23			-21,473

- A: Final DSG figure before any amount has been recouped from the Council.
- B: Figure recouped from the Council in 2021/22 by the Department for Education (DfE) for conversion of maintained schools into Academies and for high needs payments made by the ESFA.
- C: Total DSG figure after Academy and high needs recoupment for 2021/22.
- D: Figure brought forward from 2020/21 agreed with the DfE
- E: Any amount which the Council decided after consultation with the Schools Forum to carry forward to 2021/22.
- F: Budgeted distribution of DSG as agreed with the Schools Forum.
- G: Changes to the initial distribution.
- H: Budgeted distribution of DSG as the end of the financial year.
- I: Actual amount of central expenditure items in 2021/22.
- J: Amount of ISB actually distributed to schools.
- K: Carry forward to 2022/23.

## 29 External Audit Costs

In 2020/21 the Council incurred the following costs in relation to the audit of the Statement of Accounts, certification of grant claims and statutory inspections and to non-audit services provided by the Council's External Auditors:

<b>External Audit Costs</b>	<b>2020/21 £000's</b>	<b>2021/22 £000's</b>
Fees payable with regard to external audit services carried out by the appointed auditor for the year	109	124
Additional fee agreed for 20/21 after publication of accounts per PSAA	45	0
<b>Total</b>	<b>154</b>	<b>124</b>

## 30 Grant Income Credited to Services

The Council credited the following grants, contributions and donations to the Comprehensive Income and Expenditure Statement:

<b>Grant Income Credited to Services</b>	<b>2020/21 £000's</b>	<b>2021/22 £000's</b>
Dedicated Schools Grant (DSG)	(134,042)	(129,716)
Pupil Premium Grant	(5,899)	(5,467)
Housing Benefit Subsidy - Rent Allowances	(22,907)	(21,259)
Housing Benefit Subsidy - Rent Rebates	(12,800)	(12,408)
Discretionary Housing payments	(209)	(270)
COVID 19 grants	(36,446)	(48,194)
Asylum Seekers (UASC)	(825)	(367)
Other Government Grants	(9,847)	(7,359)
<b>Total</b>	<b>(222,975)</b>	<b>(224,673)</b>

## 31 Leases

### 31.1 Operating Leases

The Council has numerous operating leasing agreements with private individuals and entities regarding shops, other premises and land where the Council acts as the lessor. The most significant of these is for land leased to Manchester Airport until 31.03.2085 for an annual rental of £473,710.68. The future minimum lease payments receivable are shown in the table below:

<b>Operating Leases - Lessor</b>	<b>2020/21 £000's</b>	<b>2021/22 £000's</b>
Not later than one year	3,175	3,177
Later than one year and not later than five years	9,403	8,471
Later than five years	131,651	131,106
<b>Total</b>	<b>144,229</b>	<b>142,754</b>

The Council also leases land and buildings, vehicles, plant and other equipment under the terms of operating leases. The table below shows the future minimum lease payments due under non-cancellable leases in future years:

<b>Operating Leases - Lessee</b>	<b>Land and Buildings  £000's</b>	<b>Vehicles, Plant and Equipment  £000's</b>
Not later than one year	1,387	49
Later than one year and not later than five years	5,124	0
Later than five years	12,828	0
<b>Total</b>	<b>19,339</b>	<b>49</b>

### 31.2 Finance Leases

Authority as Lessee:

The assets acquired under these leases are carried as Property, Plant and Equipment in the Balance Sheet at the following net amounts:

<b>Finance Leases - Lessee</b>	<b>31 March 2021 £000's</b>	<b>31 March 2022 £000's</b>
Vehicles, Plant, Furniture and Equipment	44	22
<b>Total</b>	<b>44</b>	<b>22</b>

The Authority is committed to making minimum payments under these leases comprising settlement of the long-term liability for the interest in the property acquired by the Authority and finance costs that will be payable by the Authority in future years while the liability remains outstanding. The minimum lease payments are made up of the following amounts:

<b>Finance Lease Liability</b>	<b>31 March 2021 £000's</b>	<b>31 March 2022 £000's</b>
Finance Lease Liabilities (net present value of minimum lease payments)	27	4
<b>Minimum Lease Payments</b>	<b>27</b>	<b>4</b>

<b>Finance Lease Liability</b>	<b>Minimum Lease Payments</b>		<b>Finance Lease Liabilities</b>	
	<b>31 March 2021 £000's</b>	<b>31 March 2022 £000's</b>	<b>31 March 2021 £000's</b>	<b>31 March 2022 £000's</b>
Not later than 1 year	23	4	23	4
Later than 1 year not later than 5 years	4	-	4	-
Later than 5 years	-	-	-	-
<b>Total</b>	<b>27</b>	<b>4</b>	<b>27</b>	<b>4</b>

## 32 Members' Allowances

The council paid the following amounts to Members during the year:

<b>Members' Allowances &amp; Expenses</b>	<b>2020/21 £000's</b>	<b>2021/22 £000's</b>
Allowances	667*	678
Expenses	1	3
<b>TOTAL</b>	<b>668</b>	<b>681</b>

\*Prior Period Adjustment

15



## **33 Officers' Remuneration and Termination Benefits**

### **33.1 Employees in Higher Earning Bands**

The remuneration of senior employees is detailed below. Disclosure of Senior Officers whose salary in 2021/22 was £100,000 (pro rata) or more per year, the previous years are also included as a comparator.

	2020/21					2021/22					Note
	Salary, Fees and Allowances £000	Expenses Allowances £000	Compensation for Loss of Office £000	Pension Contribution £000	Total £000	Salary, Fees and Allowances £000	Expenses Allowances £000	Compensation for Loss of Office £000	Pension Contribution £000	Total £000	
G Little, Chief Executive & Accountable Officer NHS Bury CCG	187			38	225	190			39	229	A
L Ridsdale - Deputy Chief Executive (Corporate Core)	143.5			29.2	172.7	152			31	183	
Executive Director: Children & Young People	67.6			13.9	81.5						B
Executive Director: Children & Young People	66.5			12.5	79	104			15	119	C
Executive Director: Children & Young People	0			0	0	31			6	37	D
D Ball - Executive Director of Operations	127.9			26.2	154.1	132			27	160	
Executive Director: Strategic Commissioning	29.4			3.3	32.7	126			18	144	E
Executive Director: Places (Interim)	15.5			0	15.5	109			22	131	F
Executive Director: Places						41			6	48	G
Director Community Commissioning	107.8			22	129.8	97			20	117	H
Director of Public Health	105.3			15	120.3	107			15	122	
Director of People & Inclusion	0			0	0	70			14	84	I
Director of Economic Regeneration & Capital Growth	104.5			21.4	125.9	174			36	209	J
Director of Housing Growth & Development (Interim)	0			0	0					0	
Director of Education & Skills	0			0	0	93			19	112	K
Joint Chief Information Officer	94.1			19.2	113.3	100			21	121	
Director of Law & Democratic Services	0			0	0	93			19	112	L
Assistant Director: Legal & Democratic Services (Monitoring Officer and DPO)	93.6			15.4	109	0				0	M
Strategic Advisor - Legal & Democratic Services	135.1			0	135.1					0	N
J Kramer - Interim Assistant Director Education and Learning	223.7			0	223.7					0	O
L Kitto – Deputy Chief Finance Officer (Interim) / Director of Financial Transformation (Interim)	302			0	302	0			0	0	P

Senior Officers served for the whole of 2020/21 and 2021/22 unless stated below.

Notes:

- A: The Chief Executive is also the Accountable Officer at the Bury CCG, no recharge was made to NHS Bury CCG during 2020/21 but 50% was recharged in 2021/22.
- B: The Executive Director for Children & Young People left the Council on 4 October 2020.
- C: The Executive Director for Children & Young People was appointed on 30 September 2020. The appointee was in post until 31 October 21.
- D: The Executive Director for Children & Young People was appointed on 4 January 2022.
- E: The Executive Director for Strategic Commissioning was appointed on the 06 July 2020, the annualised salary would have been over the £100,000 threshold. This is a joint role between the Council and the CCG, the CCG contributed 50% of his salary in 2020-21 and 2021-22.
- F: The Interim Executive Director for Places started with the Council in February 2021 and is paid through an agency on a part time basis.
- G: The Executive Director Places was appointed on 25 November 2021.
- H: The Director of Community Commissioning acted up into the Executive Director for Strategic Commissioning prior to the appointment of the new director in 2020/21 financial year.
- I: The Director of People & Inclusion was appointed on 24 May 2021.
- J: The Director of Economic Regeneration & Capital Growth was in post until 24 November when he was recruited to the Executive Director Places. This role remained vacant to the end of the 2021/22 year.
- K: The Director of Education & Skills acted up into the Executive Director for Children & Young People prior to the appointment of the new director in 2021/22 financial year. (7 September 2021 to 3 January 2022.)
- L: The Monitoring officer role in 2021/22 sits with the Director of Law & Democratic Services.
- M: The Assistant Director for Legal & Democratic Services (Monitoring Officer) left the Council in 2020, the post was covered on an interim basis internally pending the permanent recruitment in April 2021. The permanent recruitment began on 1 April 2021.
- N: The Strategic Advisor for Legal & Democratic Services was contracted through an agency.
- O: The Interim Assistant Director of Education & Learning was paid via an agency.
- P: The Interim Deputy Chief Finance Officer was paid £151,000 for this role (April 2020 to September 2020) and £151,000 for the role of Interim Director of Financial Transformation (October 2020 to March 2021). Both roles were paid via an agency.
- Q: The Joint Chief Finance Officer is the appointed Section 151 Officer for the Council, the post is remunerated through Bury NHS CCG. The annual salary falls within a range of £115,000 and £119,999. The postholder in 2020/21 left the post of Joint Chief Finance Officer of the Council and CCG on 31 January 2021. The new incumbent began with the Council and CCG on 1 May 22. A 50% recharge was accrued for, payable to NHS Bury CCG during 2021/22.

33.2 The number of employees, including senior employees (in Table 33.1 above) and teachers, whose remuneration, excluding employer pension contributions, was £50,000 or more.

Salary Range	2020/21 Teaching Staff	2021/22 Teaching Staff	2020/21 Non- Teaching Staff	2021/22 Non- Teaching Staff
£50,000 - £55,000	48	48	28	29
£55,001 - £60,000	32	25	10	18
£60,001 - £65,000	25	28	11	14
£65,001 - £70,000	21	16	4	6
£70,001 - £75,000	8	11	1	5
£75,001 - £80,000	9	9	2	3
£80,001 - £85,000	1	3	1	1
£85,001 - £90,000	1	2	3	2
£90,001 - £95,000	4	3	4	4
£95,001 - £100,000	-	1	-	2
£100,001 - £105,000	-	-	1	2
£105,001 - £110,000	1	-	2	2
£110,001 - £115,000	-	1	-	1
£115,001 - £120,000	-	-	-	-
£120,001 - £125,000	-	-	-	-
£125,001 - £130,000	-	-	1	1
£130,001 - £135,000	-	-	-	1
£135,001 - £140,000	-	-	1	-
£140,001 - £175,000	-	-	-	-
£175,001 - £180,000	-	-	-	-
£180,001 - £185,000	-	-	-	1
£185,001 - £190,000	-	-	1	-
£190,001 - £195,000	-	-	-	-
£195,001 - £200,000	-	-	-	1

<b>TOTAL</b>	<b>150</b>	<b>147</b>	<b>70</b>	<b>93</b>
--------------	------------	------------	-----------	-----------

### 33.3 Exit Packages – Total

The number of exit packages with total cost per band and total cost of the compulsory and other redundancies are set out in the table below.

Exit Package Cost band (including special payments)	2020/21	2021/22	2020/21	2021/22	2020/21	2021/22	2020/21	2021/22
	Number of compulsory redundancies		Number of other departures agreed		Total number of exit packages by cost band		Total cost of exit packages in each band	
							£000	£000
£0 - £20,000	5	2	3	27	8	29	85	186
£20,001 - £40,000	-	-	6	7	6	7	165	187
£40,001 - £60,000	-	-	-	-	-	0	-	-
£60,001 - £80,000	-	-	1	-	1	0	70	-
£80,001 - £100,000	-	-	-	-	-	0	-	-
<b>Total</b>	<b>5</b>	<b>2</b>	<b>10</b>	<b>34</b>	<b>15</b>	<b>36</b>	<b>320</b>	<b>373</b>

## 34 Pooled Funds

Section 75 of the National Health Service Act 2006 allowed joint working arrangements between NHS organisations and local authorities. Pooled funds enable these bodies to work collaboratively to address specific local health issues.

Bury Council and the Bury Clinical Commissioning Group (CCG) have worked together to support health and social care integration within the locality. From 1 October 2019 the Integrated Commissioning Fund (ICF) includes the total revenue budget allocations of both the Council and the CCG. The single fund is overseen by the Bury Strategic Commissioning Board (SCB), a sub-committee of the CCG Governing Body and Council Cabinet. Its membership includes equal representation from the CCG and Council.

The ICF supports the 4 strategic priorities of the Bury Locality Plan:

- **Building new relationships:** We will enable a radical shift in both the relationship between local people and public services, and the way in which public services work together towards a common set of outcomes.
- **Staying well for longer:** We will support local people to remain well for longer by systematically tackling the causes of illness, radically up-scaling prevention, and implementing a whole system wellness and wellbeing programme.
- **Reducing failure demand:** We will identify and remove the demand that exists in most Public Service systems that occur as a result of the way in which services are delivered and the way in which organisations work together within the system.
- **Tackling wider determinants of health:** We will make a concerted system-wide effort to tackle the wider determinants which impact upon the health and wellbeing of local people such as deprivation, work and skills, housing, education and the environment.

The ICF is made up of 3 component sections:

- **Section 75 Pooled Budget:** Decisions on the utilisation of this budget are delegated to the SCB.
- **Aligned Services Budget:** For services that cannot be pooled under Section 75 legislation or the Council and CCG have agreed are not yet in a position to pool. Recommendations on the utilisation of this budget are made by the SCB with decisions taken by the appropriate sovereign organisation.
- **In View Services Budget:** For services that are influenced but not directly commissioned by the partners. Decisions on the utilisation of in-view budgets are made by committees/bodies outside of Bury and are shared for information purposes only.

### Risk share agreement

Under the risk share arrangements of the ICF each organisation shares financial risk on a 50:50 basis. Each partner organisation accounts for their own contributions and details of the spend from the pool are reported to the Bury Strategic Commissioning Board.

In addition to the risk share the ICF financial framework allows for contributions from partners to vary in year as long as partner contributions are fully restored and balanced by the end of 2022/23. In 2021/22 Bury Council made an additional contribution to the ICF pooled budget

of £2.5m (See table 1). It was previously agreed that the Council would make an additional contribution of £4.5m during 2021/22. However the SCB agreed to a rephasing of this contribution so that an additional contribution of £2.5m is made by the Council in 2021/22 with the remaining additional contribution of £2m made in 2022/23. This phasing of additional contributions complies with the Section 75 agreement to ensure contributions are balanced over the 4 year term of the arrangement. The impact of the contribution variations across years and by partner is shown in the Table 2 below.

Table 1

<b>Integrated Commissioning Fund incorporating the Better Care Fund and Improved Better Care Fund</b>	<b>2020/21</b>	<b>2021/22</b>
	<b>£'000s</b>	<b>£'000s</b>
<b>Integrated Commissioning Fund Contribution</b>		
Bury Council (Note 1)	(88,047)	(105,673)
Bury CCG	(244,248)	(239,066)*
<b>Sub Total</b>	<b>(332,295)</b>	<b>(344,739)</b>
<b>Integrated Commissioning Fund Costs</b>		
Bury Council	103,804	101,609
Bury CCG	228,911	241,737
<b>Sub Total</b>	<b>332,715</b>	<b>343,346</b>
<b>Net (Surplus)/deficit arising on the pooled budget during the year</b>	<b>420</b>	<b>(1,393)</b>

\* As noted 2021/22 Bury Council made an additional contribution to the ICF pooled budget of £2.5m, see below:

Table 2

<b>Organisation</b>	<b>2019/20</b>	<b>2020/21</b>	<b>2021/22</b>	<b>2022/23</b>	<b>Total</b>
	<b>£'000s</b>	<b>£'000s</b>	<b>£'000s</b>	<b>£'000s</b>	<b>£'000s</b>
Council	11,000	(15,000)	2,500	2,000	0
CCG	(11,000)	15,000	(2,500)	(2,000)	0
<b>Total</b>	<b>0</b>	<b>0</b>	<b>0</b>	<b>0</b>	<b>0</b>

### 35 Related Parties

The Council is required to disclose material transactions with related parties. Related parties are individuals or organisations that have the ability to control or significantly influence the Council or be controlled or influenced by the Council. This note sets out details of transactions between related parties and the Council.

**Central Government:** the Government has significant influence over the general operations of the Council. It is responsible for providing the framework within which the Council operates. It also provides the majority of funding for Council services. Grants received from government departments are set out in Note 30.

**Members of the Council** have direct control over the Council's financial and operating policies. Details of Members' interests, both pecuniary and non-financial are recorded in the Register of Members' Interests, which is open to public inspection. Members' interests are

also available to view via the Council's web site. The total of members' allowances paid in 2020/21 is shown in Note 32.

**Corporate Directors and Service Directors** are required on an annual basis to make a declaration of related parties. In addition, there is a code of conduct under which such officers must disclose any pecuniary and non-financial interests. No such disclosures have been made for 2020/21.

## Related Party Transactions with Other Public Bodies

The Council has a pooled fund arrangement with Bury CCG which encompasses Council Adult Social Care budgets and CCG commissioned expenditure, together with expenditure funded by the Better Care Fund, Improved Better Care Fund and the GM Health and Social Care Transformation Fund. For further detail see Note 34 Pooled Funds.

## Greater Manchester Combined Authority

Greater Manchester Combined Authority (GMCA) co-ordinates key economic development, regeneration, transport and waste disposal functions. The Council pays levies to GMCA for transport and waste disposal functions and the following amounts are included in the Comprehensive Income and Expenditure Statement, within Other Operating Expenditure.

Related Parties	2020/21 £000's	2021/22 £000's
GM Waste Disposal Authority	11,840	12,745
GM Passenger Transport Authority	12,911	12,963
Environment Agency	104	103
<b>Total</b>	<b>24,855</b>	<b>25,811</b>

## Other related parties disclosed elsewhere in the Statement of Accounts

Pension funds are disclosed in other notes to the Core Financial Statements.

The Council prepares Group Accounts for entities where it has material financial interests and a significant level of control. The Bury Council Group comprises Six Town Housing Ltd, Persona Care and Support Ltd and Persona Group Ltd, and Bury BMBC Townside Fields Ltd.

Related Party Transactions	2020/21				2021/22			
	Receipts	Payments Management Fee	Payments Other	Outstanding Balances / Commitments	Receipts	Payments Management Fee	Payments Other	Outstanding Balances / Commitments
	£'000s	£'000s	£'000s	£'000s	£'000s	£'000s	£'000s	£'000s
<b>Subsidiaries</b>								
Six Town Housing Ltd.,	(11,750)	13,059	5,929	(5,613)	(3,795)	13,059	13,481	(3,596)
Persona Group Ltd., Persona Care and Support Ltd.,	(669)	12,075	1,578	(62)	(778)	11,068	1,444	(92)
Bury MBC Townside Fields Ltd.,	(344)	-	-	(165)	(313)			(1,039)
<b>Total</b>	<b>(12,763)</b>	<b>25,133</b>	<b>7,507</b>	<b>(5,840)</b>	<b>(4,886)</b>	<b>24,127</b>	<b>14,925</b>	<b>(4,727)</b>



**Six Town Housing Ltd** was set up to manage and maintain the housing stock of Bury Council. Six Town Housing has no share capital and is wholly owned by the Authority. It is an ALMO (arms-length management organisation) of the Council and is a company limited by guarantee. It was incorporated on 30 October 2003. In 2021/2022 Six Town Housing made a profit of £1.654 compared to a profit of £0.036m in 2020/2021. Bury Council paid management fees of £13.059m in 2021/2022 (£13.059m in 2020/2021) to Six Town Housing for the management of its housing stock.

**The Persona group of companies** comprise of Persona Group Ltd, and Persona Care and Support Ltd. These companies were formed to provide social care services to older people and people with disabilities. The company's share capital (Called up Share Capital £3) is wholly owned by Bury Council. The Persona group of companies made a profit before tax of £0.529 for the year ended 31<sup>st</sup> March 2022, compared to a deficit before tax of £0.044m for the period to 31<sup>st</sup> March 2021. Bury Council paid management fees of £11.371m in 2021/22 (£12.075m in 2020/2021).

**Bury MBC Townside Fields Ltd** was formed to facilitate the development of Knowsley Place, and was incorporated on 14<sup>th</sup> October 2009. The company's share capital (Ordinary Share Capital £1) is wholly owned by Bury Council. Bury MBC Townside Fields Limited made a profit after tax of £0.574m for the year ended 31<sup>st</sup> March 2022 compared to a profit after tax of £0.038m for the year ended 31 March 2021. As at 31<sup>st</sup> March 2022, Bury Council has £7.8m invested in Bury MBC Townside Fields Ltd.

More information can be found at The Group Accounts section to the Statement of Accounts.

## **36 Critical Judgements in Applying Accounting Policies**

The following disclosure sets out critical judgements applied to the accounting policies of the Council that have a significant impact on the presentation of the financial statements.

### **Accounting for Schools – Balance Sheet Recognition of Schools**

The Council recognises the land and buildings used by schools in line with the provisions of the Code of Practice. It states that property used by Local Council maintained schools should be recognised in accordance with the asset recognition tests relevant to the arrangements that prevail for the property.

The Council recognises schools land and buildings on its Balance Sheet where it directly owns the assets. Where the land and building assets used by the school are owned by an entity other than the Council, school or school Governing Body then it is not included on the Council's Balance Sheet. The exception is where the entity has transferred the rights of use of the asset to the Council, school or school Governing Body.

The Council has completed a school by school assessment across the different types of schools it controls within the Borough. Judgements have been made to determine the arrangements in place and the accounting treatment of the land and building assets.

The types of schools that have been assessed as at 31 March 2021 are shown below:

Type of School	Nursery Schools	Primary Schools	Secondary Schools	Special Schools (including PRU)	Total Schools
Community	1	21	4	3	29
Voluntary Controlled (VC)	-	7	-	-	7
Voluntary Aided (VA)	-	18	2	-	20
Foundation	-	1	-	-	1
<b>Total Maintained</b>	<b>1</b>	<b>47</b>	<b>6</b>	<b>3</b>	<b>57</b>
Academies	-	17	7	1	25
<b>Total Schools and Academies</b>	<b>1</b>	<b>64</b>	<b>13</b>	<b>4</b>	<b>82</b>

In 2014/15 the Council completed a school by school assessment across the different types of schools it controls within the Borough. Letters of confirmation were received from the Diocese of Manchester, Salford Diocese, Peel Brow Foundation School, Manchester Mesivta \* and Bury and Whitefield Jewish Primary School that state that the schools occupy the school premises subject to the direction of the Trustees who own the land on which the schools are sited.

All decisions relating to land and buildings rest with the Trustees and there has been no assignment of rights to the property. No formal documentation exists, the schools occupy the premises under a "mere" licence which has passed no interest to the school's governing body and which is terminable by the Trustees at any time. As such none of the schools are included on the Council's balance sheet.

(\*The Department for Education (DfE) purchased the land occupied by Manchester Mesivta in January 2016 and the Trustees have a 125 year lease arrangement with the DfE. This does not affect the local authority accounts.)

All 29 community schools are owned by the Council and the land and buildings used by the schools are included on the Council's Balance Sheet. The Council recognises on its Balance Sheet the playing fields located within the boundaries of Voluntary Aided and Voluntary Controlled schools that remain in the control of the Council.

Academies are not considered to be maintained schools in the Council's control. The existing schools' land and building assets are transferred to academies on conversion date on a long term lease of 125 years. The nominal value shown on the Council's Balance Sheet at year end reflects this arrangement.

For local authority maintained schools transferring to academy status an academy conversion accounting policy is in place that sets out the critical actions that must be completed in order for the school to transfer to an academy trust. This includes the treatment of transactions and balances of the schools being derecognised from the local authority single entity financial statements and the consideration of non-current assets.

## Pooled Budgets

The Council is the host partner of the pooled funds. The arrangements are made in accordance with section 75 of the National Health Service Act 2006 and allows budgets to be pooled between authorities and health and social care organisations. The pool is jointly controlled by Bury MBC and Bury CCG constituting a joint operation and accounted for under IFRS 11. The pool is hosted by Bury MBC and governed by the Strategic Commissioning Board

(SCB). The CCG Governing Body and Council Cabinet have delegated management of the pool to the SCB whose membership is made up of equal representation from the Council and CCG.

Whilst the section 75 agreement between the CCG and Bury Council does constitute a 'joint operation' under IFRS 11, the substance of the commissioning transactions related to the Fund's spending plan indicates that neither the CCG nor Bury Council are either a joint operator or lead commissioner but are acting as single entities. Therefore, each organisation accounts for its own transactions without recognising its interest in its share of total assets, liabilities, revenue and expenditure that relate to the whole Fund.

## **Group Boundaries**

The Council carries out a complex range of activities, often in conjunction with external organisations. Where those organisations are in partnership with or under the ultimate control of the Council a judgement is made by management as to whether they are within the Council's group boundary. This judgement is made in line with the provisions set out in the Code and relevant accounting standards.

Those entities which fall within the boundary and are considered to be material are included in the Council's group accounts. Profit and loss, net worth, and the value of assets and liabilities are considered individually for each organisation against a materiality limit set by the Council. An entity could be material but still not consolidated if all of its business is with the Council and eliminated on consolidation – i.e. the consolidation would mean that the group accounts are not materially different to the single entity accounts. The assessment of materiality also considers qualitative factors such as whether the Council depends significantly on these entities for the continued provision of its statutory services or where there is concern about the level to which the Council is exposed to commercial risk.

The Council has assessed its group boundary for 2020/21 and has subsidiaries who are considered to be material and will be consolidated into its group accounts.

## **Basis of Consolidation**

Six Town Housing, Bury MBC Townside Fields Ltd and Persona Group Ltd have been identified as subsidiaries of Bury Council and as such their financial statements have been consolidated on a line by line basis to comply with IFRS 10 – consolidated financial statements.

The accounting for business combinations basis for consolidation has been used for the 3 subsidiaries as Bury Council, the parent company, has taken 100% control of the companies.

In order to create Six Town Housing and Persona Group, part of the Council has been externalised and therefore at the formation of the company the assets and liabilities were transferred at fair value which did not give rise to good will.

Six Town Housing was incorporated on 30 October 2003 and trading began on 1 April 2005. Bury MBC Townside Fields Limited was incorporated on the 14th October 2009. Both are wholly owned subsidiaries of Bury Council.

The financial year of all 3 subsidiaries is the same as that of Bury Council, from 1 April 2020 to 31 March 2021, therefore no adjustments are required regarding the accounting year.

## **Investment Properties**

Investment properties have been assessed using the identifiable criteria under the international accounting standards and are being held for rental income or for capital appreciation. Properties have been assessed using these criteria, which is subject to interpretation to determine if there is an operational reason for holding the property such as regeneration.

## **Airport Investment**

The Council has a 3.22% shareholding in Manchester Airport Holdings Limited (MAHL). Following the adoption of accounting standard IFRS 9 Financial Instruments which came into effect 1 April 2018, the default valuation method of the Council's equity holdings would be Fair Value through Profit and Loss. However, the shareholding is a strategic investment and not held for trading and therefore the Council has designated the investment as fair value through other comprehensive income. It is the Council's view that this is a reasonable and reliable accounting policy for the investment.

The Council has made an equity investment in Manchester Airport Car Park (1) Limited, (along with the other nine Greater Manchester District Councils). The Council's investment is to provide car parking facilities at Manchester Airport. The Council holds 3 Class C ordinary shares. The shareholding will be classed as a financial instrument and held at fair value on the Council's Balance Sheet. Under IFRS 9 the shareholding (investment) will be designated as a strategic investment and not held for trading therefore the Council has opted to designate it as fair value through Other Comprehensive Income. The decision to designate to fair value through Other Comprehensive Income is irrevocable and it is the Council view that this is a reasonable and reliable accounting policy for this investment.

## **Borrowing – Lender Option Borrower Option (LOBO) Loans**

The LOBO maturity profile assumes that the lender will not exercise their option until maturity particularly given the current low interest rate environment. Therefore, we have taken the decision to disclose these as long-term liabilities.

## **37 Assumptions Made about the Future and Other Major Sources of Estimation Uncertainty**

### **Long Term Assets – Manchester Airport Holdings Limited (MAHL)**

The Authority's shareholding in the Manchester Airport Group is 3.22% as at 31 March 2021. The asset is valued using the earnings based method resulting in the asset being valued at fair value rather than historic cost, therefore requiring an annual valuation. A firm of financial experts and valuers have been engaged by the Authority to provide an independent valuation which includes reviewing the financial performance, stability and business assumptions of the MAHL. The valuation provided is based on estimations and assumptions and therefore should the Authority sell its shareholding the value held in these statements may not be realised.

As at 31 March 2021 the Authority's valuers advised of an increase of £5.630m in the fair value Authority share from £32.070m to £37.700m which has been reflected in the financial statements.

## **Business Rates**

Following the introduction of the Business Rates Retention Scheme in April 2013, Local Authorities are liable for a share of the cost of successful appeals by businesses against their rateable value in 2020/21 and earlier financial years. A provision has therefore been recognised in the statement of accounts. The provision estimate has been calculated using the latest Valuation Office (VAO) ratings list of ratings appeals and the analysis of successful appeals to date.

## **38 Events after the Balance Sheet Date**

The Statement of Accounts was authorised for issue by the Executive Director of Finance on 29 July 2022. Events taking place after this date are not reflected in the financial statements or notes. Where events taking place before this date provided information about conditions existing at 31 March 2021, the figures in the financial statements and notes are adjusted in all material respects to reflect the impact of this information.

There are no adjusting events after the Balance Sheet date, in relation to the 2021-22 Statement of Accounts.

Three non-adjusting event are disclosed for the 2021-22 Statement of Accounts: in March 2022 the Council signed a Joint Venture with an external entity for the purchase and development of the Millgate Estate including the Shopping Centre. The funds to purchase the Estate are being provided by the Council. To finance this a PWLB loan has been drawn down. This was drawn down 28<sup>th</sup> March 2022 and was held as cash at the year end. Subsequently in the 2022-23 financial year, the funds were used to purchase the Estate.

As at 31 March 2022, the Council had an outstanding short-term loan for £0.5m to Six Town Housing. Subsequently, following review by Bury Council's Architect's Team, this loan has been offset against Council creditors with Six Town Housing. There is no net impact on the assets and liabilities shown as at 31 March 2022 and the decision to offset these amounts was only made during the 2022/23 financial year.

Springside Primary School converted to an academy as at 1 June 2022. The net book value of Springfield Primary school will be removed from the Council's asset register for the 2022-23 financial year, in accordance with its accounting policies. The net book value as at 31 March 2022 was £2.2m. As an academy, operational direction falls outside the responsibility of the Council.

# Housing Revenue Account

## Income and Expenditure Statement

This statement shows the economic cost in the year of providing housing services in accordance with generally accepted accounting practices rather than the amount to be funded from rents and government grants. Authorities charge rents to cover expenditure in accordance with regulations; this may be different from the accounting cost. The increase or decrease in the year, on the basis of which rents are raised, is shown in the Movement on the HRA Statement.

Since April 2005 the Council's housing stock has been managed by an Arm's Length Management Organisation, Six Town Housing.

<b>HRA Income and Expenditure Statement</b>	<b>Note</b>	<b>2020/21 £000's</b>	<b>2021/22 £000's</b>
<b>Income</b>			
Dwelling Rents (gross)		(29,895)	(30,394)
Non-Dwelling Rents		(170)	(192)
Charges for Services and Facilities		(971)	(1,019)
Contributions towards expenditure		(139)	(250)
<b>Total Income</b>		<b>(31,175)</b>	<b>(31,855)</b>
<b>Expenditure</b>			
Repairs and Maintenance		6,876	6,886
Supervision and Management		8,812	8,110
Rents, Rates, taxes & other charges		28	22
Depreciation and Impairment of Property, Plant & Equipment	5,6	(10,287)	(4,735)
Revaluation (gains) / losses on non-current assets		(9)	0
Debt management costs		40	41
Increased Provision for Bad & Doubtful Debts	8	236	288
<b>Total Expenditure</b>		<b>5,714</b>	<b>10,612</b>
<b>Net Cost of HRA Services as included in the Comprehensive Income and Expenditure Statement</b>		<b>(25,461)</b>	<b>(21,243)</b>
HRA services share of Corporate and Democratic Core		0	400
<b>Net Cost of HRA Services</b>		<b>(25,461)</b>	<b>(20,843)</b>
<b>HRA Share of Operating Income and Expenditure included in the Comprehensive Income and Expenditure Statement:</b>			
(Gain) or loss on sale of HRA non-current assets		(410)	(595)
Interest payable and other similar charges		4,649	4,209
Interest and investment income		(16)	(20)
<b>(Surplus) or Deficit for the year on HRA Services</b>		<b>(21,238)</b>	<b>(17,249)</b>

## Statement of Movement on the Housing Revenue Account

<b>Movement on the HRA Statement</b>	<b>2020/21 £000's</b>	<b>2021/22 £000's</b>
Opening Balance	(8,393)	(10,422)
(Surplus) or Deficit for the year on the HRA Income and Expenditure Statement	(21,237)	(17,246)
Adjustments between accounting basis and funding basis under statute	19,208	17,826
<b>Increase before transfers to/from reserves</b>	<b>(10,422)</b>	<b>(9,842)</b>
Transfers to/(from) Earmarked Reserves	0	0
<b>Increase in year on the HRA</b>	<b>(10,422)</b>	<b>(9,842)</b>
<b>Closing Balance</b>	<b>(10,422)</b>	<b>(9,842)</b>

<b>Note to the Movement on the HRA Statement</b>	<b>2020/21 £000's</b>	<b>2021/22 £000's</b>
<b>Analysis of adjustments between accounting basis and funding basis under statute</b>		
Depreciation, impairment and revaluation losses of non-current assets	15,470	15,471
Minimum Revenue Provision	0	0
Gain or loss on sale of HRA fixed assets	410	595
Capital Expenditure funded by the HRA	1,195	5,107
Transfer to Major Repairs Reserve	7,326	7,389
<b>Net Adjustment</b>	<b>24,401</b>	<b>28,832</b>

## Notes to the Housing Revenue Account

### 1. Housing Stock

In preparing the HRA budget, the Council needs to estimate the total level of income it can raise from rents. In doing so it takes account of current rental income, any likely changes in the size and composition of the Housing Stock and the estimated loss of income from unoccupied dwellings.

The numbers of each type of property at 31st March were:

<b>Housing Stock</b>	<b>2020/21</b>	<b>2021/22</b>
Flats & maisonettes	3,329	3,333
Bungalows	803	768
Houses	3,733	3,770
<b>Total</b>	<b>7,865</b>	<b>7,871</b>

46 Council house's were sold during the financial year.

The total capital receipts realised from the disposal of Council houses during the year was £2.545m. This figure represents an increase of over 66% compared to the 2020/21 figure of £1.528m. The figure represents the total selling price of Council houses (net of Right to Buy discount) and other repaid discounts relating to previous sales.

The value of the housing stock was:

<b>Housing Stock Value</b>	<b>2020/21 £000's</b>	<b>2021/22 £000's</b>
Dwellings	191,673	227,243
Land	56,119	62,911
Shops, Offices and Garage Colonies	3,321	3,106
<b>Total</b>	<b>251,113</b>	<b>293,260</b>

## **2. Vacant Possession**

- i) The Vacant Possession Value (VPV) of dwellings within the Council's HRA as at 1st April 2022 was £716.4m representing an increase of approximately 11.9% over the 1st April 2020 figure of £640.5m. The new value was established as a result of the revaluation of the Housing Stock completed in the year.
- ii) The VPV is an opinion of the best sale price that could have been obtained for the properties on the date of the valuation. The Balance Sheet value of dwellings within the HRA contains an adjustment factor advised by Government to reflect the fact that the properties have sitting tenants enjoying sub-market rents and rights, including 'right-to-buy'. This reflects the economic cost to the Government of providing council housing at less than open market rents.
- iii) The current adjustment factor for the North West and Merseyside Region originally set from April 2016 at 40% by DCLG remains, resulting in an adjusted figure for 1st April 2022 of £286.6m.

## **3. Major Repairs Reserve (MRR)**

The Major Repairs Allowance (MRA), that used to be paid in past years as part of the HRA subsidy provided authorities with the resources needed to maintain the value of their housing stock over time. Under the new self-financing model Authorities can use, based on a componentised calculation for depreciation, an element that is transferred during the year into the Major Repairs Reserve and equates to an amount not less than the previous MRA amount.



<b>Major Repairs Reserve (MRR)</b>	<b>2020/21 £000's</b>	<b>2020/21 £000's</b>
<b>Balance as at 1st April</b>	<b>46</b>	<b>14</b>
Transferred to MRR during the year	7,326	7,389
Credit in respect of General Fund depreciation	0	0
Transferred from MRR to HRA during the year	0	0
Debits in respect of capital expenditure within HRA	(7,358)	(7,404)
<b>Balance as at 31st March</b>	<b>14</b>	<b>(1)</b>

#### 4. Capital Expenditure within HRA

The 1989 Act gives local authorities the discretion to finance expenditure for HRA capital purposes from the HRA.

<b>Capital Expenditure within the HRA</b>	<b>2020/21 £000's</b>	<b>2021/22 £000's</b>
<b>Total capital expenditure within the HRA</b>	<b>8,553</b>	<b>12,511</b>
<b>Financed by:</b>		
External contributions	0	0
Revenue contributions	1,195	5,107
Capital receipts	0	0
Major Repairs Reserve	7,358	7,404
<b>Total</b>	<b>8,001</b>	<b>12,511</b>

#### 5. Depreciation

The HRA is charged an amount for depreciation of assets.

<b>HRA Depreciation</b>	<b>2019/20 £000's</b>	<b>2020/21 £000's</b>
Council Dwellings	7,147	7,327
Shops, Offices and Garage Colonies	47	46
<b>Total</b>	<b>7,194</b>	<b>7,373</b>

#### 6. Impairment Charges

The HRA is charged an amount for the impairment charges of assets in respect of capital expenditure not adding value to the housing stock and other property within the HRA.

<b>HRA Impairment Charges</b>	<b>2020/21 £000's</b>	<b>2021/22 £000's</b>
Council Dwellings	7,806	0
Shops, Offices and Garage Colonies	0	0
<b>Total</b>	<b>7,806</b>	<b>0</b>

## **7. Revenue Expenditure Funded From Capital Under Statute**

No revenue expenditure funded from capital under statute is attributable to the HRA.

## 8. Rent Arrears / Impairment Allowance

### Rent Arrears

The rent arrears as at 1 April 2021 totalled £2,050.113, and at 31 March 2022 totalled £1,921,174. Of the arrears 70.25% at 31 March 2022 related to current tenants (60.12% at 31st March 2021) and 29.75% related to former tenants (39.88% at 31st March 2021). The figures stated represent gross arrears and are not shown net of advances as in previous years.

### Impairment Allowance

Impairment Allowance	2020/21	2021/22
	£000's	£000's
<b>Opening Bad Debt Provision</b>	<b>1,822</b>	<b>1,882</b>
Charged to HRA	236	288.241
Written off	(176)	(396)
Re-instated previously written off amount	-	-
<b>Net increase / (decrease)</b>	<b>60</b>	<b>(108)</b>
<b>Closing Impairment Allowance</b>	<b>1,882</b>	<b>1,774</b>

# The Collection Fund

## Collection Fund Statement:

Income and Expenditure Account	Note	2020/21 Total £000's	2021/22 Council Tax £000's	2021/22 NNDR £000'S	2021/22 Total £000's
<b>Income</b>					
Council Tax	1	(108,161)	(114,294)		(114,294)
Council Tax Annexe Grant		0	(1)		(1)
Transitional Relief		0	0		0
Business Rates Receivable	2	(23,189)	0	(39,424)	(39,424)
Business Rates Transitional Protection Payments		920		1,962	1,962
<b>Contributions towards previous year's deficit</b>		0			0
Bury MBC		0	(464)	(24,892)	(25,356)
Central Government		0	(60)	0	(60)
Greater Manchester Fire & Civil Defence Authority		0	(26)	(251)	(277)
<b>Total Income</b>		<b>(130,430)</b>	<b>(114,845)</b>	<b>(62,605)</b>	<b>(177,450)</b>
<b>Expenditure</b>					
<b>Precepts and Demands on Collection Fund</b>					
Bury		140,287	91,060	49,859	140,919
Police		11,503	11,751		11,751
Fire		5,540	4,896	504	5,400
Central Government		0			0
Cost of Collection		232		237	237
<b>Bad Debts</b>		0			0
Change in Bad Debt provision		4,608	1,867	859	2,726
Write Offs		173	(128)	(180)	(308)
Contribution to (+)/ from (-) appeals provision		(3,021)		(2,466)	(2,466)
<b>Transfer of Surplus</b>		0			0
Police		968	0	0	0
Fire		459	0	0	0
Bury		15,808	0	0	0
<b>Total Expenditure</b>		<b>176,557</b>	<b>109,446</b>	<b>48,813</b>	<b>158,259</b>
Movement in collection fund Balance during year		46,127	(5,399)	(13,792)	(19,191)
Fund Balance brought forward		(17,490)	497	28,140	28,637
<b>Closing cumulative (surplus)/ deficit carried forward</b>		<b>28,637</b>	<b>(4,902)</b>	<b>14,348</b>	<b>9,446</b>

## Notes to the Collection Fund Statement

### 1. Council Tax

Band	Valuation	Total Number of Dwellings	Specified Ratio	Band D Equivalent
A reduced	Less than £40,000	48.5	5/9	27
A	Less than £40,000	25,570	6/9	17,046
B	£40,000 to £52,000	16,529	7/9	12,856
C	£52,000 to £68,000	15,776	8/9	14,023
D	£68,000 to £88,000	8,492	1	8,492
E	£88,000 to £120,000	5,183	11/9	6,335
F	£120,000 to £160,000	1,758	13/9	2,540
G	£160,000 to £320,000	1,205	15/9	2,008
H	More than £320,000	160	18/9	320
		<b>74,722</b>		<b>63,647</b>
	Less allowance for losses on collection			(3,133)
	Impact of Council Tax Support Scheme			(6,686)
	<b>Council Tax Base 2021/22</b>			<b>53,828</b>

- i) The actual number of properties was 84,222 but after adjusting for single person discounts, empty properties etc, the notional number of dwellings is 74,721.50
- ii) The Band D Council Tax levied for the year was £2,000.92 (£1,911.30 in 2020/21):

Band D Council Tax Levied	2020/21 £000'S	2021/22 £000'S
Bury Council	1,612.05	1,691.67
Greater Manchester Police Authority	208.3	218.3
Greater Manchester Fire & Civil Defence Authority	90.95	90.95
<b>Total</b>	<b>1,911.30</b>	<b>2,000.92</b>

### 2. National Non-Domestic Rates (NNDR)

The Council collects NNDR in respect of business premises by applying a rate poundage set by central Government to the rateable value of the premises. The rate set for 2021/22 was 51.2p in the pound (51.2p in 2020/21) and at 31st March 2022 the estimated non-domestic

rateable value of the Borough was £129.98 million (£132.41 million at 31st March 2021). In addition, in 2021/22 the Small Business Rate was set at 49.9p in the pound (49.9p for 2020/21).

## **The Group Accounts**

### **Introduction**

The CIPFA Code of Practice requires that where a Council has material financial interests and a significant level of control over one or more entity, it should prepare Group Accounts. The aim of these statements is to give an overall picture of the Authority's financial activities and the resources employed in carrying out those activities.

The Council has prepared the following Group Accounts due to its' relationship with three organisations over which it has substantial control and influence. Six Town Housing Ltd, Bury MBC Townside Fields Ltd and the Persona group of companies, Persona Care and Support Ltd and Persona Group Ltd, have been identified as subsidiaries of Bury Council.

The Group Accounts comprise the following key financial statements (with appropriate disclosures):

- Group Comprehensive Income and Expenditure Statement;
- Group Movement in Reserves Statement;
- Group Balance Sheet; and
- Group Cash Flow Statement.

## Group Comprehensive Income and Expenditure Statement

2020/21			Group Comprehensive Income and Expenditure Statement	2021/22		
Gross Expenditure £000's	Gross Income £000's	Net Expenditure £000's		Gross Expenditure £000's	Gross Income £000's	Net Expenditure £000's
107,554	(50,790)	56,764	One Commissioning Organisation	135,923	(61,463)	74,460
208,807	(169,395)	39,412	Children, Young People & Culture	204,067	(157,520)	46,547
32,577	(10,282)	22,295	Corporate Core Services	34,079	(15,353)	18,726
36,970	(52,635)	(15,665)	Non Service Specific	66,297	(41,768)	24,529
9,431	(6,677)	2,754	Business, Growth & Infrastructure	13,840	(6,992)	6,848
45,982	(20,125)	25,857	Operations	53,254	(14,778)	38,476
39,221	(35,916)	3,305	Housing General Fund	33,908	(33,961)	(53)
(12,411)	(13,051)	(25,462)	Local Authority Housing	(15,249)	(31,720)	(46,969)
<b>468,131</b>	<b>(358,871)</b>	<b>109,260</b>	<b>Cost of Services</b>	<b>595,560</b>	<b>(432,996)</b>	<b>162,564</b>
52,005	(591)	51,414	Other Operating Expenditure	30,327	(4,189)	26,138
29,681	(19,714)	9,967	Financing & Investment Income & Expenditure	34,790	(21,228)	13,562
0	(176,511)	(176,511)	Taxation & Non-Specific Grant Income & Expenditure	0	(199,173)	(199,173)
<b>549,817</b>	<b>(555,687)</b>	<b>(5,870)</b>	<b>Surplus or Deficit On Provision of Services</b>	<b>660,677</b>	<b>(657,586)</b>	<b>3,091</b>
		(13,872)	(Surplus)/Deficit on revaluation of Property, Plant & Equipment			(18,220)
		10,080	Impairment Losses on Non-Current assets charged to the Revaluation Reserve			0
		(1,890)	(Surplus)/Deficit from investments in Equity Instruments designated at fair value through Comprehensive Income			(500)
		109,313	Actuarial (gains)/losses on Pension assets & liabilities			(167,899)
		<b>103,631</b>	<b>Total Other Comprehensive Income &amp; Expenditure</b>			<b>(186,619)</b>
		<b>97,761</b>	<b>Total Comprehensive Income &amp; Expenditure</b>			<b>(183,528)</b>

## Group Movement in Reserves Statement

Group Movement in Reserves Statement	Usable Reserves							Council Unusable Reserves	Subsidiary Entities Unusable Reserves	Total Unusable Reserves	Total Reserves
	Earmarked Reserves/ General Fund Balances £000's	Housing Revenue Account £000's	Usable Capital Receipts £000's	Major Repairs Reserve £000's	Capital Grants Unapplied £000's	Subsidiary Entity Reserves £000's	Total Usable Reserves £000's				
<b>Balance at 1 April Brought Forward</b>	<b>(156,764)</b>	<b>(10,422)</b>	<b>(4,889)</b>	<b>(14)</b>	<b>(9,608)</b>	<b>(11,052)</b>	<b>(192,749)</b>	<b>53,763</b>	24,054	<b>77,817</b>	<b>(114,932)</b>
<b>Movement in reserves during 2021/22</b>											
Total Comprehensive Income and Expenditure	19,658	(17,246)	-	-	-	(1,474)	<b>938</b>	(172,083)	(12,383)	<b>(184,466)</b>	<b>(183,528)</b>
Adjustments between accounting basis and funding basis under regulations	2,145	17,826	(2,078)	14	(6,511)		<b>11,396</b>	(11,397)		<b>(11,397)</b>	<b>0</b>
<b>Net (increase)/decrease before transfers to Earmarked Reserves</b>	<b>21,803</b>	<b>580</b>	<b>(2,078)</b>	<b>14</b>	<b>(6,511)</b>	<b>(1,474)</b>	<b>12,334</b>	<b>(183,480)</b>	<b>(12,383)</b>	<b>(195,863)</b>	<b>(183,528)</b>
Transfers to/from Earmarked Reserves	-	-	-	-	-		<b>0</b>			<b>0</b>	<b>0</b>
<b>(Increase)/Decrease in Year</b>	<b>21,803</b>	<b>580</b>	<b>(2,078)</b>	<b>14</b>	<b>(6,511)</b>	<b>(1,474)</b>	<b>12,334</b>	<b>(183,480)</b>	<b>(12,383)</b>	<b>(195,863)</b>	<b>(183,528)</b>
<b>Balance at 31 March carried forward</b>	<b>(134,961)</b>	<b>(9,842)</b>	<b>(6,967)</b>	<b>0</b>	<b>(16,119)</b>	<b>(12,526)</b>	<b>(180,415)</b>	<b>(129,717)</b>	<b>11,671</b>	<b>(118,046)</b>	<b>(298,460)</b>



## Group Balance Sheet

<b>31st March 2021 £000's</b>	<b>Group Balance Sheet Description</b>	<b>31st March 2022 £000's</b>
557,906	Property, Plant & Equipment	609,930
26,353	Heritage Assets	26,353
24,168	Investment Property	24,809
3,597	Intangible Assets	3,744
37,700	Long term Investments	38,200
33,695	Long term debtors	36,329
<b>683,419</b>	<b>Long term assets</b>	<b>739,365</b>
521	Short Term Investments	5,504
1,177	Stocks & Work in progress	1,504
60,162	Sundry Debtors & Advance Payments	58,582
21,051	Cash and Cash Equivalents	46,577
622	Assets Held For Sale	624
<b>83,533</b>	<b>Current Assets</b>	<b>112,791</b>
(6,392)	Short Term Loans Outstanding	(14,344)
(145)	Deposit & Client Funds	(140)
(3,948)	Short Term Provisions	(1,328)
(43,749)	Sundry Creditors & Advance Receipts	(51,963)
(73)	Revenue Grants Receipts In Advance	(15,536)
<b>(54,307)</b>	<b>Current Liabilities</b>	<b>(83,311)</b>
(201,567)	External Loans Outstanding	(207,817)
(4,272)	Capital Grants Receipts in Advance	(10,017)
(27)	Finance Lease Liabilities	(4)
(1,640)	Deferred Liabilities	(685)
(382,312)	Pension Liability	(244,699)
(7,895)	Long Term Provisions	(7,164)
<b>(597,713)</b>	<b>Long Term Liabilities</b>	<b>(470,386)</b>
<b>114,932</b>	<b>Net Assets</b>	<b>298,459</b>
181,697	Usable Reserves – Council	167,888
11,052	Usable Reserves – Subsidiaries	12,526
(53,763)	Usable Reserves – Council	129,717
(24,054)	Usable Reserves – Subsidiaries	(11,671)
<b>114,932</b>	<b>Total Reserves</b>	<b>298,460</b>

## Group Cash Flow Statement

<b>Group Cashflow Statement</b>	<b>2020/21 £000's</b>	<b>2021/22 £000's</b>
Net surplus or (deficit) on the provision of services	5,870	(3,091)
Adjustment to surplus or deficit on the provision of services for noncash movements	13,385	48,895
Adjust for items included in the net surplus or deficit on the provision of services that are investing and financing activities	(4,354)	(24,312)
<b>Net Cash flows from Operating Activities</b>	<b>14,901</b>	<b>21,492</b>
Net cash flows from Investing Activities	(11,607)	(10,447)
Net cash flows from Financing Activities	(12,578)	14,480
<b>Net increase or (decrease) in cash and cash equivalents</b>	<b>(9,284)</b>	<b>25,525</b>
Cash and cash equivalents at the beginning of the reporting period	30,335	21,051
<b>Cash and cash equivalents at the end of the reporting period</b>	<b>21,051</b>	<b>46,576</b>

## Group Cash Flow Statement – Operating Activities

The cash flows for operating activities include the following items:

Group Cash Flows for Operating Activities	31/03/2021 £000's	31/03/2022
Interest received	3,822	4,365
Interest paid	(7,937)	(7,645)
Dividends received	-	0

The surplus or deficit on the provision of services has been adjusted for the following non-cash movements:

Non-Cash Movements	31/03/2021 £000's	31/03/2022
Depreciation	14,470	15,038
Impairment and downward valuations	(3,861)	(11,196)
Amortisation	474	791
Movement in contract assets, liabilities and costs (IFRS 15)	0	0
Deferred revenue/ deferred payment agreements (IFRS 15)	0	0
Increase/(decrease) in impairment for bad debts	0	0
Increase/(decrease) in creditors	(7,016)	19,592
(Increase)/decrease in debtors	(21,190)	(4,288)
(Increase)/decrease in inventories	200	(327)
Movement in pension liability	5,951	30,286
Carrying amount of non-current assets and non-current assets held for sale, sold or derecognised	26,521	2,357
Other non-cash items charged to the net surplus or deficit on the provision of services	(2,163)	(3,358)
	<b>13,386</b>	<b>48,895</b>

**The surplus or deficit on the provision of services has been adjusted for the following items that are investing and financing activities:**

<b>Investing and Financing Activities</b>	<b>31/03/2021 £000's</b>	<b>31/03/2022</b>
Proceeds from short-term (not considered to be cash equivalents) and long-term investments (includes investments in associates, joint ventures and subsidiaries)	4,750	500
Proceeds from the sale of property, plant and equipment, investment property and intangible assets	(551)	(1,872)
Any other items for which the cash effects are investing or financing cash flows	(8,553)	(22,940)
	<b>(4,354)</b>	<b>(24,312)</b>

### **Group Cash Flow Statement – Investing Activities**

<b>Group Cash Flow Statement - Investing Activities</b>	<b>31/03/2021 £000's</b>	<b>31/03/2022 £000's</b>
Purchase of property, plant and equipment, investment property and intangible assets	(20,715)	(37,005)
Purchase of short-term and long-term investments	(3,740)	(5,500)
Other payments for investing activities	-	0
Proceeds from the sale of property, plant and equipment, investment property and intangible assets	2,207	4,135
Proceeds from short-term and long-term investments	-	0
Other receipts from investing activities	10,641	27,923
<b>Net cash flows from investing activities</b>	<b>(11,607)</b>	<b>(10,447)</b>

### **Group Cash Flow Statement – Financing Activities**

<b>Group Cash Flow Statement - Financing Activities</b>	<b>31/03/2021 £000's</b>	<b>31/03/2022 £000's</b>
Cash receipts of short- and long-term borrowing	12,300	20,000
Other receipts from financing activities	0	0
Cash payments for the reduction of outstanding liabilities relating to finance leases and on-Balance-Sheet PFI contracts	(22)	(23)
Repayments of short- and long-term borrowing	(23,133)	(5,190)
Other payments for financing activities	(1,723)	(307)
<b>Net cash flows from financing activities</b>	<b>(12,578)</b>	<b>14,480</b>

## Notes to the Group Accounts

Where figures in the Group accounts differ materially from the Council's accounts, the relevant explanatory notes have been prepared on a consolidated basis. The notes below give information on the areas that have materially changed on consolidation of the group entities into the Council's accounts.

The financial year of all the subsidiaries is the same as that of Bury Council, from 1 April 2020 to 31 March 2021, therefore no adjustments are required regarding the accounting year.

Their financial statements have been consolidated on a line by line basis.

### 1. Accounting policies

The accounting policies of the Council's consolidated subsidiary companies have been aligned with the Council's Accounting Policies set out in Note 1. Any statutory adjustments between the accounting basis and funding basis included in the Council's accounting policies do not apply to the subsidiary companies

### 2. Bodies Consolidated

The Council has consolidated three of its Subsidiaries into its Group Accounts, these are Six Town Housing Ltd, Bury MBC Townside Fields Ltd and the Persona group of companies, Persona Care and Support Ltd and Persona Group Ltd.

**Six Town Housing Ltd** was set up to manage and maintain the housing stock of Bury Council. Six Town Housing has no share capital and is wholly owned by the Authority. It is an ALMO (arms-length management organisation) of the Council and is a company limited by guarantee. It was incorporated on 30 October 2003.

**Percentage of Total Shareholding:** The composition of the Board and the voting rights is as follows:

Board members	Members	% of voting Rights
Bury Council	4	30.8
Tenant	4	30.8
Independent	4	30.8
Independent Chair	1	7.6
Advisory Director	1	-
		<b>100</b>

The related party transactions between Council Members on the board of Six Town Housing and Bury Council are detailed in Bury Council Statement of Accounts Note 35.

Six Town Housing's Statement of Accounts 2021/2022 are audited by RSM and will be submitted to their Audit, Standards, Risk and Performance Committee on 2nd September 2022, followed by the Board meeting on 22nd September 2022.

**Financial Transactions and Operations:** In 2021/2022 Six Town Housing made a surplus of £1.654 compared to a surplus of £0.036m in 2020/2021. Bury Council paid management fees of £13.059 in 2021/2022 (£13.059m in 2020/2021) to Six Town Housing for the management of its housing stock.

As a wholly owned subsidiary, the Council is committed that, in the event of Six Town Housing being wound up to contribute up to the limit of the guarantee. After the satisfaction of all the debts and liabilities the remaining assets will be transferred to the Council's Housing Revenue Account.

Bury Council has made a number of loans to Six Town Housing at commercial rates of interest. No new additional loans were made during 2021/22:-

<b>Loans by Bury Council to Six Town Housing</b>							
Purpose of Loan	No of years of loan	2011/12 £m	2013/14 £m	2014/15 £m	2015/16 £m	2021/22 2	Total £m
Redbank Housing Project	35.5	1.140	-	-	-		<b>1.140</b>
Mortgage Rescue	18.0	-	0.410	0.166	0.000		<b>0.576</b>
AGMA Loans	25.0	-	-	1.869	0.250		<b>2.119</b>
Short Term Loan	>1					0.5	<b>0.5</b>
<b>TOTAL</b>		<b>1.140</b>	<b>0.410</b>	<b>2.035</b>	<b>0.250</b>	<b>0.5</b>	<b>4.335</b>

Copies of Six Town Housing Ltd 2021/22 Statement of Accounts can be obtained from Six Town Housing Finance Department, 6, Knowsley Place, Angouleme Way, Bury BL9 0EL.

**Bury MBC Townside Fields Ltd** was formed to facilitate the development of Knowsley Place, and was incorporated on 14<sup>th</sup> October 2009. The company's share capital (Ordinary Share Capital £1) is wholly owned by Bury Council.

Bury MBC Townside Fields Limited made a profit after tax of £0.059m for the year ended 31 March 2021 compared to a loss of £0.039m for the period to 31 March 2020. As at 31 March 2021, Bury Council has £7.257m invested in Bury MBC Townside Fields Ltd.

Bury MBC Townside Fields Limited pre-audit accounts for the year ended 31 March 2021 have been used to prepare the group accounts. The company is audited by Horsfield and Smith Ltd.

**The Persona group of companies** comprise of Persona Group Ltd, and Persona Care and Support Ltd. These companies were formed to provide social care services to older people and people with disabilities. The company's share capital (Called up Share Capital £3) is wholly owned by Bury Council.

The Persona group of companies made a loss before tax of £0.045m for the year ended 31 March 2021, compared to a profit of £0.533m for the period to 31 March 2020. Bury Council paid management fees of £12.075m in 2020/21 (£11.320m in 2019/2020).

The Persona group of companies pre-audit accounts for the year ended 31 March 2021 have been used to prepare the group accounts. Both companies are audited by Horsfield and Smith Ltd.

### **3. Plant, Property and Equipment**

Six Town Housing's Property, Plant & Equipment are included as tangible assets; they are valued at either historical cost or fair value determined by DRC, the same as the equivalent class for Bury Council assets. Bury MBC Townside Fields Limited's Property, Plant & Equipment are also valued at historic cost in line with Bury Council's policy. Persona Care & Support Ltd accounts show no Property, Plant & Equipment.

Property, Plant and Equipment Note 2021/22	Assets Under Construction	Community Assets	Council Dwellings	Infrastructure Assets	Other Land & Buildings	Surplus Assets	Vehicles, Plant & Equipment	TOTAL
	£000's	£000's	£000's	£000's	£000's	£000's	£000's	£000's
<b>Certified Value as at 1st April 2021</b>	<b>4,957</b>	<b>5,456</b>	<b>292,247</b>	<b>75,612</b>	<b>226,362</b>	<b>19,954</b>	<b>20,082</b>	<b>644,670</b>
Additions & Acquisitions	5,398	1,067	12,746	7,779	10,504	24	4,001	<b>41,519</b>
Revaluations Recognised in the Revaluation Reserve	-	-	15,821	-	2,410	2,251	-	<b>20,482</b>
Revaluations Recognised in the Surplus/Deficit on the Provision of Services	-	-	0	-	(1,238)	(24)	-	<b>(1,262)</b>
Disposals	(1,201)	-	(1,938)	-	(393)	0	- 12.73	<b>(3,545)</b>
Reclassifications & Asset Transfers	0	-	0	-	(4)	0	-	<b>(4)</b>
<b>Movement in Cost/Valuation</b>	<b>4,197</b>	<b>1,067</b>	<b>26,629</b>	<b>7,779</b>	<b>11,279</b>	<b>2,251</b>	<b>3,988</b>	<b>57,190</b>
<b>Amount as at 31st March 2022</b>	<b>9,154</b>	<b>6,523</b>	<b>318,876</b>	<b>83,391</b>	<b>237,641</b>	<b>22,205</b>	<b>24,071</b>	<b>701,860</b>
<b>Accumulated Depreciation &amp; Impairments as at 1st April 2021</b>	<b>(270)</b>	<b>(2,146)</b>	<b>(16,259)</b>	<b>(36,261)</b>	<b>(17,192)</b>	<b>(775)</b>	<b>(13,860)</b>	<b>(86,764)</b>
Depreciation charged in year	-	-	(7,683)	(2,108)	(4,240)	-	(1,124)	<b>(15,155)</b>
Depreciation written out to the Revaluation Reserve	-	-	7,309	-	2,615	-	-	<b>9,924</b>
Depreciation written out to Surplus/Deficit on Provision of Services	-	-	0	-	0	-	-	<b>0</b>
Depreciation Written out on Disposal	-	-	47	-	9	-	4.85	<b>61</b>
Reclassifications & Asset Transfers	-	-	-	-	4	-	-	<b>4.00</b>
Impairments Written Out on Revaluation	-	-	0	-	-	-	-	<b>0</b>
Impairments Written Out on Sale of Asset	-	-	0	-	-	-	-	<b>0</b>
Impairments Written to Revaluation Reserve	-	-	0	-	0	-	-	<b>0</b>
Impairments Recognised in the Surplus/Deficit on the Provision of Services	-	-	0	-	0	-	-	<b>0</b>
<b>Movement in Depreciation &amp; Impairment</b>	<b>-</b>	<b>-</b>	<b>(327)</b>	<b>(2,108)</b>	<b>(1,612)</b>	<b>0</b>	<b>(1,119)</b>	<b>(5,166)</b>
<b>Amount as at 31st March 2022</b>	<b>(270)</b>	<b>(2,146)</b>	<b>(16,586)</b>	<b>(38,369)</b>	<b>(18,804)</b>	<b>(775)</b>	<b>(14,980)</b>	<b>(91,930)</b>
<b>Opening NBV</b>	<b>4,687</b>	<b>3,310</b>	<b>275,988</b>	<b>39,351</b>	<b>209,169</b>	<b>19,179</b>	<b>6,222</b>	<b>557,907</b>
<b>Total Movement</b>	<b>4,197</b>	<b>1,067</b>	<b>26,302</b>	<b>5,671</b>	<b>9,668</b>	<b>2,251</b>	<b>2,869</b>	<b>52,024</b>
<b>Closing NBV</b>	<b>8,884</b>	<b>4,377</b>	<b>302,289</b>	<b>45,022</b>	<b>218,837</b>	<b>21,430</b>	<b>9,091</b>	<b>609,931</b>



<b>Property, Plant and Equipment Note 2020/21</b>	<b>Assets Under Construction £000's</b>	<b>Community Assets £000's</b>	<b>Council Dwellings £000's</b>	<b>Infrastructure Assets £000's</b>	<b>Other Land &amp; Buildings £000's</b>	<b>Surplus Assets £000's</b>	<b>Vehicles, Plant &amp; Equipment £000's</b>	<b>TOTAL £000's</b>
<b>Certified Value as at 1st April 2020</b>	<b>6,252</b>	<b>5,364</b>	<b>267,381</b>	<b>70,161</b>	<b>247,657</b>	<b>19,712</b>	<b>18,412</b>	<b>634,939</b>
Additions & Acquisitions	4,991	92	7,948	4,450	3,120	261	1,690	<b>22,552</b>
Revaluations Recognised in the Revaluation Reserve	-	-	5,161	-	(1,277)	(1)	-	<b>3,883</b>
Revaluations Recognised in the Surplus/Deficit on the Provision of Services	-	-	11,684	-	(2,690)	(6)	-	<b>8,988</b>
Disposals	(1,299)	-	(1,591)	-	(23,921)	(99)	-	<b>(26,910)</b>
Reclassifications & Asset Transfers	(4,987)	-	1,664	1,001	3,453	87	-	<b>1,218</b>
<b>Movement in Cost/Valuation</b>	<b>(1,295)</b>	<b>92</b>	<b>24,866</b>	<b>5,451</b>	<b>(21,315)</b>	<b>242</b>	<b>1,690</b>	<b>9,731</b>
<b>Amount as at 31st March 2021</b>	<b>4,957</b>	<b>5,456</b>	<b>292,247</b>	<b>75,612</b>	<b>226,342</b>	<b>19,954</b>	<b>20,102</b>	<b>644,670</b>
<b>Accumulated Depreciation &amp; Impairments as at 1st April 2020</b>	<b>(270)</b>	<b>(2,146)</b>	<b>(15,117)</b>	<b>(34,310)</b>	<b>(6,581)</b>	<b>(775)</b>	<b>(12,755)</b>	<b>(71,954)</b>
Depreciation charged in year	-	-	(7,634)	(1,951)	(4,506)	-	(1,108)	<b>(15,199)</b>
Depreciation written out to the Revaluation Reserve	-	-	7,082	-	831	-	-	<b>7,913</b>
Depreciation written out to Surplus/Deficit on Provision of Services	-	-	1	-	438	-	-	<b>439</b>
Depreciation Written out on Disposal	-	-	30	-	412	-	-	<b>442</b>
Reclassifications & Asset Transfers	-	-	-	-	-	-	-	<b>0</b>
Impairments Written Out on Revaluation	-	-	6,706	-	-	-	-	<b>6,706</b>
Impairments Written Out on Sale of Asset	-	-	479	-	-	-	-	<b>479</b>
Impairments Written to Revaluation Reserve	-	-	(7,081)	-	(2,999)	-	-	<b>(10,080)</b>
Impairments Recognised in the Surplus/Deficit on the Provision of Services	-	-	(725)	-	(4,785)	-	-	<b>(5,510)</b>
<b>Movement in Depreciation &amp; Impairment</b>	<b>0</b>	<b>0</b>	<b>(1,142)</b>	<b>(1,951)</b>	<b>(10,609)</b>	<b>-</b>	<b>(1,108)</b>	<b>(14,810)</b>
<b>Amount as at 31st March 2021</b>	<b>(270)</b>	<b>(2,146)</b>	<b>(16,259)</b>	<b>(36,261)</b>	<b>(17,190)</b>	<b>(775)</b>	<b>(13,863)</b>	<b>(86,764)</b>
<b>Opening NBV</b>	<b>5,982</b>	<b>3,218</b>	<b>252,264</b>	<b>35,851</b>	<b>241,076</b>	<b>18,937</b>	<b>5,657</b>	<b>562,985</b>
<b>Total Movement</b>	<b>(1,295)</b>	<b>92</b>	<b>23,724</b>	<b>3,500</b>	<b>(31,924)</b>	<b>242</b>	<b>582</b>	<b>(5,079)</b>
<b>Closing NBV</b>	<b>5,982</b>	<b>3,218</b>	<b>252,264</b>	<b>35,851</b>	<b>241,076</b>	<b>18,937</b>	<b>5,657</b>	<b>562,985</b>

#### 4. Pensions

Employees of Bury Council and Six Town Housing Limited are enrolled in the Greater Manchester Pension Fund. Employees of Persona Care and Support Limited who retain protected employment rights prior to 1<sup>st</sup> October 2015 are also enrolled in the Greater Manchester Pension Fund.

Each entity accounts individually for its net defined benefit cost and the resultant asset or liability.

The single entity also participates in the Teachers' Pension Scheme and the NHS Pensions scheme, details of which are given in the single entity statements Note 18.

Newer employees of Persona Care and Support Limited are enrolled in a defined contribution pension scheme. The pensions charge for the year ended 31 March 2021 was £0.152m (31 March 2020 - £0.152m).

The underlying assets and liabilities for retirement benefits attributable to the Group participation in the Greater Manchester Pension Fund as at 31 March are as follows:

	<b>GMPF (Bury Council) £000</b>	<b>GMPF (Six Town Housing) £000</b>	<b>GMPF (Persona Care &amp; Support) £000</b>	<b>Teachers' Discretionary Benefit £000</b>	<b>31 Mar 2022 Total £000</b>	<b>31 Mar 2021 Total £000</b>
Estimated Employers' Assets	914,170	53,178	41,617		1,008,965	926,183
Present Value of Scheme Liabilities	(1,145,576)	(60,748)	(47,339)	0	(1,253,663)	(1,308,495)
Net Pension (Liability)/Asset	(231,406)	(7,570)	(5,722)	(13,970)	(258,668)	(382,312)

The characteristics of the GMPF are set out in the single entity statements Note 18.

For Six Town Housing and for Persona Care & Support, the main financial assumptions are 2.8% for pensions increases (31 March 2020 - 1.8%); 3.55% for salary increases (31 March 2020 - 2.6%) and a discount rate of 2.05% (31 March 2020 - 2.3%).

The major categories of group company plan assets as a percentage of total plan assets is as follows:

	<b>31 March 2022 %</b>	<b>31 March 2021 %</b>
Equity	68	71

Bonds	18	18
Property	10	9
Cash	4	3
	100	100

A reconciliation of the group position on the Greater Manchester pension fund is set at below:

	Period ended 31 March 2022			Period ended 31 March 2021		
Changes in the Fair Value of Plan Assets	Net (liability)/ Assets £000	Assets £000	Obligations £000	Net (liability)/ Assets £000	Assets £000	Obligations £000
Fair Value of Employer Assets	926,183	926,183	0	759,991	759,991	0
Present value of funded liabilities	(1,278,404)	0	(1,278,404)	(992,028)	0	(992,028)
Present value of unfunded liabilities	(30,091)	0	(30,091)	(29,388)	0	(29,388)
<b>Opening position</b>	<b>(382,312)</b>	<b>926,183</b>	<b>(1,308,495)</b>	<b>(261,425)</b>	<b>759,991</b>	<b>(1,021,416)</b>
Service Costs:						
- current service cost*	(40,529)	0	(40,529)	(28,608)	0	(28,608)
- past service costs (including curtailments)	(682)	0	(682)	2,607	0	2,607
<b>Total service cost</b>	<b>(41,211)</b>	<b>0</b>	<b>(41,211)</b>	<b>(26,001)</b>	<b>0</b>	<b>(26,001)</b>
Net Interest:						
- interest income on plan assets	17,712	17,712	0	17,488	17,488	0
- interest cost on defined benefit obligation	(25,361)	0	(25,361)	(23,446)	0	(23,446)
<b>Total net interest</b>	<b>(7,649)</b>	<b>17,712</b>	<b>(25,361)</b>	<b>(5,958)</b>	<b>17,488</b>	<b>(23,446)</b>
<b>Total defined benefit cost recognised in Profit or (Loss)</b>	<b>(48,860)</b>	<b>17,712</b>	<b>(66,572)</b>	<b>(31,959)</b>	<b>17,488</b>	<b>(49,447)</b>
Cashflows:						
- Contributions from Members	0	5,014	(5,014)	0	5,301	(5,301)
- Contributions from Employer	16,161	16,161	0	17,152	17,152	0
- Contributions in respect of unfunded benefits	2,413	2,413	0	2,509	2,509	0
- Benefits paid	0	(29,184)	29,184	0	(28,619)	28,619
- Unfunded benefits paid	0	(2,413)	2,413	0	(2,509)	2,509
<b>Cashflows</b>	<b>18,574</b>	<b>(8,009)</b>	<b>26,583</b>	<b>19,661</b>	<b>(6,166)</b>	<b>25,827</b>
<b>Expected closing position</b>	<b>(412,598)</b>	<b>935,886</b>	<b>(1,348,484)</b>	<b>(273,723)</b>	<b>771,313</b>	<b>(1,045,036)</b>
Remeasurements:						
- Changes in demographic assumptions	10,820	0	10,820	(6,873)	0	(6,873)
- Changes in financial assumptions	78,968	0	78,968	(265,835)	0	(265,835)
- Other experience	5,032	0	5,032	9,249	0	9,249
- Return on assets excluding amounts included in net interest	73,079	73,079	0	154,870	154,870	0
<b>Total Remeasurements recognised in CIES</b>	<b>167,899</b>	<b>73,079</b>	<b>94,820</b>	<b>(108,589)</b>	<b>154,870</b>	<b>(263,459)</b>
Fair Value of Employer Assets	1,008,965	1,008,965	0	926,183	926,183	0
Present Value of Funded liabilities	(1,226,695)	0	(1,226,695)	(1,278,404)	0	(1,278,404)
Present Value of Unfunded liabilities	(26,969)	0	(26,969)	(30,091)	0	(30,091)
<b>Closing Position as at 31 March 2022</b>	<b>(244,699)</b>	<b>1,008,965</b>	<b>(1,253,664)</b>	<b>(382,312)</b>	<b>926,183</b>	<b>(1,308,495)</b>

## 5. Cash and Cash Equivalents

Cash and Cash Equivalents	2020/21	2021/22
	£000's	£000's
Cash held by the Authority	10,078	11,863
School Bank Accounts	796	1,178
Bank Call Accounts	15,428	38,062
Bank Overdraft	(5,251)	(4,526)
<b>Total</b>	<b>21,051</b>	<b>46,577</b>

## 6. Subsidiary Income and Expenditure

The operating expenditure and income of Six Town Housing has been included within "Non Service Specific". The operating expenditure and income of Bury MBC Townside Fields Limited has been included within "Corporate Core Services" whilst that of Persona Care & Support Limited has been included within "One Commissioning Organisation".

## 7. Amount to be met from Government Grant and Local Taxes

This is the same amount as that disclosed in the Comprehensive Income and Expenditure Statement of Bury Council.

## 8. Goodwill

No goodwill arose in respect of any subsidiaries.

# **Glossary of Terms**

## **Accounting Principles**

Those principles, bases, conventions, rules and practices applied by an entity that specify how the effects of transactions and other events are to be reflected in its financial statements through:

1. Recognising
2. Selecting measurement bases for, and
3. Presenting

Assets, liabilities, gains, losses and changes to reserves.

Accounting policies do not include estimation techniques. They define the process whereby transactions and other events are reflected in the financial statements.

## **Accruals Basis**

The accruals principle is that income is recorded when it is earned rather than when it is received, and expenses are recorded when goods or services are received rather than when the payment is made.

## **Actuarial Gains and Losses**

For a defined benefit pension scheme, the changes in actuarial deficits or surpluses that arise because events have not coincided with the actuarial assumptions made for the last valuation (experience gains and losses) or the actuarial assumptions have changed.

## **Agency Services**

These are services that are performed by or for another Authority or public body, where the principal (the Authority responsible for the service) reimburses the agent (the Authority carrying out the work) for the costs of the work.

## **Amortisation**

A charge to the comprehensive income and expenditure statement which spreads the cost of an intangible asset over a number of years in line with the Council's accounting policies.

## **Appointed Auditors**

The appointment of External Auditors to Local Authorities is undertaken by the Public Sector Audit Appointments Limited (PSAA), an independent company limited by guarantee and incorporated by the Local Government Association in August 2014. Mazars LLP are the Council's appointed auditor.

## **Asset**

Items that are of worth and are measurable in terms of value. Current assets may change in value on a day to day basis, but the Council is expected to yield the benefit within the one financial year (e.g. short term debtors). Non-current assets yield benefit to the Council for a period of more than one year (e.g. land).

## **Associated Companies**

An associate is an entity over which the Council has significant influence.

## **Association of Greater Manchester Authorities (AGMA)**

AGMA represents the ten local authorities in Greater Manchester and works in partnership with Central Government, regional bodies and other Greater Manchester public sector bodies.

## **Balances**

The balances of the Council represent the accumulated surplus of income over expenditure on any of the Funds.

## **Better Care Fund (BCF)**

The BCF was announced by Government in June 2013 spending round to ensure a transformation in health and social care.

## **Capital Adjustment Account**

The capital adjustment account accumulates (on the debit side) the write-down of the historical cost of non-current assets as they are consumed by depreciation and impairments or written off on disposal. It accumulates (on the credit side) the resources that have been set aside to finance capital expenditure. The same process applies to capital expenditure that is only capital by statutory definition (revenue expenditure funded by capital under statute). The balance on the account thus represents timing differences between the amount of the historical cost on non-current assets that have been consumed and the amount that have been financed in accordance with statutory requirements.

## **Capital Expenditure**

This is expenditure on the acquisition of a non-current asset, or expenditure, which adds to, and not merely maintains, the value of an existing non-current asset.

## **Capital Financing Charges**

This is the annual charge to the revenue account in respect of interest and principal repayments and payments of borrowed money, together with leasing rentals.

## **Capital Receipts**

Income received from the sale of land or other capital assets, a proportion of which may be used to finance new capital expenditure, subject to the provisions contained within the Local Government Act 2003.

## **Carrying Amount**

The Balance Sheet value recorded of either an asset or a liability.

## **Chartered Institute of Public Finance and Accountancy (CIPFA)**

CIPFA is the leading professional accountancy body for public services.

## **Collection Fund**

The Council as a billing authority has a statutory obligation to maintain a separate Collection Fund. This shows the transactions relating to the collection of Council Tax and Business Rates and its distribution to Local Government bodies.

## **Community Assets**

These are non-current assets that the Council intends to hold in perpetuity which have no determinable finite useful life and, in addition, any have restriction on their disposal. Examples include parks and historical buildings not used for operational purposes.

## **Contingency**

This is money set aside in the budget to meet the cost of unforeseen items of expenditure, or shortfalls in income, and to provide for inflation where this is not included in individual budgets.

## **Contingent Liabilities or Assets**

These are amounts potentially due to or from individuals or organisations which may arise in the future but which at this time cannot be determined accurately, and for which provision has not been made in the Council's accounts.

## **Council Tax Requirement**

This is the estimated revenue expenditure on General Fund services that will be financed from the Council Tax after deducting income from fees and charges, General Fund Balances, specific grants and any funding from reserves.

## **Creditors**

Amounts owed by the Council for work done, goods received or services rendered, for which payment has not been made at the date of the balance sheet.



## **Current Service Cost**

Current service cost is the increase in the present value of a defined benefit pension scheme's liabilities expected to arise from employee service in the current period, i.e. the ultimate pension benefits 'earned' by employees in the current year's employment.

## **Current Value**

The current value of an asset reflects the economic environment prevailing for the service or function the asset is supporting at the reporting date.

## **Curtailment**

Curtailments will show the cost of the early payment of pension benefits if any employee has been made redundant in the previous financial year.

## **Debtors**

These are sums of money due to the Council that have not been received at the date of the Balance Sheet.

## **Deferred Capital Receipts**

These represent capital income still to be received after disposals have taken place and wholly consists of principal outstanding from the sale of council houses.

## **Defined Benefit Scheme**

This is a pension or other retirement benefit scheme other than a defined contribution scheme. Usually, the scheme rules refine the benefits independently of the contribution payable and the benefits are not directly related to the investments of the scheme. The scheme may be funded or unfunded (including notionally funded).

## **Defined Contribution Scheme**

A Defined Contribution Scheme is a pension or other retirement benefit scheme into which an employer pays regular contributions as an amount or as a percentage of pay and will have no legal or constructive obligation to pay further contributions if the scheme does not have sufficient assets to pay all employee benefits relating to employee service in the current and prior periods.

## **Depreciation**

This is the measure of the wearing out, consumption, or other reduction in the useful economic life of property, plant and equipment assets.

## **Depreciated Replacement Cost (DRC)**

A method of valuation that provides a proxy for the market value of specialist assets.

## **Derecognition**

Financial assets and liabilities will need to be removed from the Balance Sheet once performance under the contract is complete or the contract is terminated.

## **Discounts**

Discounts represent the outstanding discount received on the premature repayment of Public Works Loan Board loans. In line with the requirements of the Code, gains arising for the repurchase or early settlement of borrowing have been written back to revenue. However, where the repurchase or borrowing was coupled with a refinancing or restructuring of borrowing with substantially the same overall economic effect when viewed as a whole, gains have been recognised over the life of the replacement loan.

## **Earmarked Reserves**

The Council holds a number of reserves earmarked to be used to meet specific, known or predicted future expenditure.

## **External Audit**

The independent examination of the activities and accounts of Local Authorities to ensure the accounts have been prepared in accordance with legislative requirements and proper practices and to ensure the Council has made proper arrangements to secure value for money in its use of resources.

## **Fair Value**

Fair value is the price that would be received to sell an asset or paid to transfer a liability in an orderly transaction between market participants at the measurement date.

## **Fees and Charges**

Income arising from the provision of services e.g. the use of trade waste services.

## **Finance Lease**

A finance lease is a lease that transfers substantially all of the risks and rewards of ownership of a non-current asset to the lessee.

## **Financial Instruments**

A financial instrument is any contract that gives rise to a financial asset of one entity and a financial liability or equity instrument of another. The term 'financial instrument' covers both

financial assets and financial liabilities and includes both the most straightforward financial assets and liabilities such as trade receivables and trade payables and the most complex ones such as derivatives and embedded derivatives.

## **Financial Regulations**

These are the written code of procedures approved by the Council, intended to provide a framework for proper financial management. Financial regulation usually set out rules on accounting, audit, administrative and budgeting procedures.

## **General Fund**

This is the main revenue fund of the Council and includes the net cost of all services financed by local taxpayers and Government grants.

## **Greater Manchester Combined Authority (GMCA)**

This organisation was created by the Local Government, Economic Development and Construction Act, the GMCA assumed its powers and duties on 1 April 2011. It took over the functions previously the responsibility of the Greater Manchester Integrated Transport Authority (GMITA), which it replaced. It also took over responsibility for transport planning, traffic control and wide loads, assumed responsibility for transportation resources allocated to the Greater Manchester region and regional economic development functions. From 1 April 2018 it took over responsibilities for activities previously undertaken by the Greater Manchester Waste Disposal Authority, the Greater Manchester Fire and Rescue Service and the Greater Manchester Police and Crime Commissioner.

## **Heritage Asset**

A tangible asset with historical, artistic, scientific, technological, geophysical or environmental qualities that is held and maintained principally for its contribution to knowledge and culture.

## **Housing Benefit**

This is an allowance to persons receiving little or no income to meet, in whole or part their rent. Benefit is allowed or paid by Local Authorities but Central Government refunds part of the cost of the benefits and of the running costs of the services to Local Authorities. Benefits paid to the Council's own tenants are known as rent rebate and that paid to private tenants a rent allowance.

## **Impairment**

A reduction in the value of assets below its value brought forward in the Balance Sheet, Examples of factors which may cause such a reduction in value include general price decreases, a significant decline in a non-current asset's market value and evidence of obsolescence or physical damage to the asset.

## **Infrastructure Assets**

Non-current assets which general cannot be sold and from which benefit can be obtained only by continued use of the asset creased. Examples of such assets are highways, footpaths, bridges and water and drainage facilities.

## **Intangible Assets**

These are assets that do not have physical substance but are identifiable and controlled by the Council. Examples include software, licences and patents.

## **Interest cost (Pensions)**

For a defined benefit scheme, the expected increase during the period on the present value of the scheme liabilities which arises from the passage of time.

## **International Financial Reporting Standard (IFRS)**

Defined Accounting Standards that must be applied by all reporting entities to all financial statement in order to provide a true and fair view of the entity's financial position, and a standardised method of comparison with financial statements of the other entities.

## **Inventories**

Amounts of unused or unconsumed stocks held in expectation of future use. Inventories are comprised of the following categories:

- Goods or other assets purchased for resale
- Consumable stores
- Raw materials and components
- Product and service in intermediate stages of completion
- Finished goods

## **Investment Properties**

Property, which can be land or a building or part of a building or both, that is held solely to earn rentals or for capital appreciation or both, rather than for operational purposes.

## **Joint Venture**

A joint venture is a joint arrangement whereby the parties who have joint control of the arrangement have rights to the net assets of the arrangement.

## **Leasing Costs**

This is where a rental is paid for the use of an asset for a specified period of time. Two forms of lease exist; finance leases and operating leases.

## **Lender Option Borrower Option (LOBO)**

A LOBO is a type of loan instrument. The borrower borrows a principal sum for the duration of the loan period (typically 20 to 50 years), initially at a fixed interest rate. Periodically (typically every six months to 3 years), the lender has the ability to alter the interest rate. Should the lender make this offer, the borrower then has the option to continue with the instrument at the new rate or alternatively to terminate the agreement and pay back the principal sum without penalty.

## **Liabilities**

These are amounts due to individuals or organisations which will have to be paid at some time in the future. Current liabilities are usually payable within one year of the Balance Sheet date.

## **Loss Allowance**

The allowance for expected credit losses on financial assets, such as debtors.

## **Materiality**

Information is material if omitting it or misstating it could influence the decisions that users make on the basis of financial information about the Council.

## **Medium Term Financial Strategy (MTFS)**

This is a financial planning document that sets out the future years' financial forecasts for the Council. It considers local and national policy influences and projects their impact on the general fund revenue budget, capital programme and HRA. In Bury it usually covers a five year timeframe.

## **Minimum Revenue Provision (MRP)**

MRP is the minimum amount which must be charged to a Council's revenue account each year and set aside as provision for credit liabilities, as required by the Local Government and Housing Act 1989.

## **Ministry of Housing, Communities and Local Government (MHCLG)**

MHCLG is a central government department with the overriding responsibility for determining the allocation of general resources to Local Councils.

## **National Non-Domestic Rates (NNDR) (also known as Business Rates)**

This is the levy on business property, based on a national rate in the pound applied to the 'rateable value' of the property. The Government determines national rate poundage each year which is applicable to all Local Councils.

## **Net Book Value (NBV)**

The amount at which non-current assets are included in the Balance Sheet, i.e. their historical cost or current value less the cumulative amounts provided for depreciation.

## **Net Debt**

Net debt is the council's borrowings less cash and liquid resources.

## **Outturn**

Actual expenditure and income compared to the budget.

## **Pooled Aligned Budget**

A pooled fund, arising from a Section 75 Agreement between Bury Council and Bury NHS CCG, but the partners' respective financial contributions to such a fund are held in their own bank accounts.

## **Pooled Budget**

A pooled fund, arising from a Section 75 Agreement between Bury council and Bury NHS CCG, comprising financial contributions from both partners hosted by one of the partners in its bank account.

## **Pooled Fund**

This can be either a Pooled Budget or a Pooled Aligned Budget.

## **Precept**

The amount collected by the Council on behalf of other bodies. For 2021/22 the major precepts were payable in relation to the GM Mayor as Police and Crime Commissioner and the Mayoral General Precept (Including Fire Services).

## **Premiums**

These are discounts that have arisen following the early redemption of long term debt, which are written down over the lifetime of replacement loans where applicable.

## **Prior Period Adjustments**

These are material adjustments which are applicable to an earlier period arising from changes in accounting policies or for the correction of fundamental errors.

## **Provisions**

Amounts set aside to meet liabilities or losses which it is anticipated will be incurred but where the amount and/or the timing of such costs are uncertain.

## **Public Works Loan Board (PWLB)**

An arm of Central Government which is the major provider of loans to finance long term funding requirements for Local Councils.

## **Related Parties**

Related parties are Central Government, other Local Authorities, precepting and levying bodies, subsidiary and associated companies, Elected Member, and all senior officers. For individuals identified as related parties, the following are also presumed to be related parties:

- Members of the close family, or the same household; and
- Partnerships, companies, trusts or other entities in which the individual, or member of their close family or the same household, has a controlling interest.

## **Remeasurement of the Net Defined Benefit Liability**

Remeasurement of the Net Defined Liability (asset) companies:

- Actuarial gains and losses
- The return on plan assets, excluding amounts included in net interest on the net defined benefit liability (asset), and
- Any change in the net effect of the asset ceiling, excluding amounts included in net interest on the net defined benefit liability (asset).

## **Reporting Standards**

The Code of Practice prescribes the accounting treatment and disclosures for all normal transactions of a Local Authority. It is based on International Financial Reporting Standards (IFRS), International Accounting Standards (IAS) and International Financial Reporting Interpretations Committee (IFRIC) plus UK Generally Accepted Accounting Practice (GAAP) and Financial Reporting Standards (FRS).

## **Reserves**

Amounts set aside to help manage future risks, to provide working balances or that are earmarked for specific future expenditure priorities.

## **Revaluation Reserve**

The Reserve records the accumulated gains on the non-current assets held by the Council arising from increases in value as a result of inflation or other factors (to the extent that these gains have not been consumed by subsequent downward movements in value).

## **Revenue Contributions**

The method of financing capital expenditure directly from revenue.

## **Revenue Expenditure Funded from Capital Under Statute (REFCUS)**

Expenditure incurred during the year that may be capitalised under statutory provision but that does not result in the creation of a non-current asset that has been charged as expenditure to the Comprehensive Income and Expenditure Statement.

## **Section 75 Agreement**

An agreement made between a Local Authority and NHS body under the powers of the National Health Service Act 2006 which facilitates the pooling of resources to improve the delivery of health and social care. Locally the agreement is between Bury Council and Bury NHS CCG.

## **Subsidiary**

A subsidiary is an entity, including an unincorporated entity such as a partnership, which is controlled by the Council.

## **Treasury Management**

This is the process by which the Council controls its cash flow and its borrowing and lending activities.

## **Treasury Management Strategy (TMS)**

A strategy prepared with regard to legislative and CIPFA requirements setting out the framework for treasury management activity for the Council.

## **Trust Funds**

These are funds administered by the council on behalf of charitable organisations and/or specific organisations.

## **Unsupported (Prudential) Borrowing**

This is borrowing for which no financial support is provided by Central Government. The borrowing costs are to be met from current revenue budgets.